brinck

Trubkové spojky

hliníkové konstrukční trubkové spojky

Všeobecné infomace a možnosti použití

General Information and Applications

Trubkové spojky Brinck nachází použití jako spojovací prvky trubek v následujících oblastech :

- technická zábradlí
- ve stavebnictví
- při stavbě sportovišť
- stavba čističek odpadních vod
- stavba výstavních stánků
- v obchodech (prodejních plochy)
- architektuře
- madla k přidržení

Brinck - trubkové spojky
jsou vyrobeny z vysokojakostních hliníkových slitin podle DIN 1725, čímž je docílena malá hmotnost a přirozená odolnost proti korozi a nejvyšší míra stability

jsou vždy vybaveny pozinkovanými šrouby a objímkami

pro maximální ochranu vůči působení povětrnostních podmínek mohou být trubkové spojky dodávány i s nerezovými šrouby

Brinck - trubkové spojky
jsou použitelné s trubkami s následujícími vnějšími průměry:

- **Ø 25 mm**
- **Ø 30 mm**
- **Ø 40 mm**
- **Ø 43 mm**
- **Ø 48,3 mm**
- **Ø 50 mm**
- **Ø 60 mm**

Brinck - trubkové spojky
jsou dodávány v následujících povrchových úpravách:

- **- hrubě opracované**
- **- leštěné “Trowal”**
- **- vysoce leštěné**
- **- technicky eloxované E6/EV1**
- **- dekorativně eloxované E5/EV1**
- **- potažené barevným plastem (podle RAL)**

Mohou být dodány jednotlivě, nebo s příslušnými trubkami.

Brinck Tubular connectors
typical applications include the following:

- **Safety–railing system**
  - Mechanical engineering plant
  - Stairways with adjustable railings
  - Sport stadium
  - Water–recycling complex
- **Exhibition** centres and individual exhibitor-stands
- **Interior shop-fitting**
- **Architecture**
- **Public Transport** (safety handrailsystems for train and bus interiors)

Brinck Tubular connectors
are constructed from high quality **aluminium alloys** (according to DIN 1725), combining light-weight with a natural **resistance to corrosion** and increased **strength.**

Brinck Tubular connectors are supplied with zinc-coated binding screws and fittings. Stainless-steel binding screws, giving **maximum protection** against weathering in high-exposure areas, can be specified at a small additional cost.

Brinck Tubular connectors are suitable for the following tube diameters:
External diameter:

- **Ø 25 mm**
- **Ø 30 mm**
- **Ø 40 mm**
- **Ø 43 mm / 1 1/4 ˝**
- **Ø 48,3 mm / 1 1/2 ˝**
- **Ø 50 mm**
- **Ø 60 mm / 2 ˝**

Brinck Tubular connectors are available in the following **finishes:**

- **original mill cast finish**
- **shot grinding**
- **high polished**
- **anodised E6/EV1**
- **anodised E5/EV1**

Brinck - trubkové spojky

Brinck Tubular connectors

Summary of advantages

No rust – produced from high quality aluminium alloys, with a natural resistance to corrosion.
No welding necessary – screw connections allow for simple and easy assembly. Specialised tools or experience are not required.
No subsequent treatment – Brinck Tubular connectors, including all fittings and tubes require no subsequent treatment after assembly.
Time saving – No complicated pre-assembly. Brinck Tubular connections allow for a stable, secure construction that can be quickly installed to suit all situations.
Low transport costs – Brinck Tubular connections are based on the unit-construction-system, which encourages space saving transport of pre-cut fittings to site.
Dismantling and Re-use – even the most complicated constructions can quickly and easily be dismantled, stored (space-saving system), and later rebuilt in a new location.

Výhody

Žádný rez – jsou výhradně používány vysoce jakostní hliníkové slitiny s přirozenou odolností vůči korozi.
Žádné svařování – konstrukce se jednoduše montují. Tato montáž může být prováděna i neodborníkem.
Žádná dodatečná úprava – jak trubky, tak trubkové spojky Brinck jsou v konečné povrchové úpravě.
Úspora času – odpadají náročné přípravné montáže v dílně. S pomocí trubkových spojek Brinck je možné spojovat trubky do stabilních a přizpůsobených konstrukcí.
Nízké přepravní náklady – konstrukce mohou být díky prostorově úspornému stavebnicovému principu doručeny přizpůsobené a demontované na místo použití.
Demontáž a opětovné použití – i nejkomplikovanější konstrukce mohou být kdykoliv rychle demontovány, úsporně uloženy a znovu postaveny na jiném místě.

Your Representative

Within our Product programme, we endeavour to fulfil the needs and special wishes of our clients, with a flexible approach to suggestions.
We will provide you with a friendly and efficient **consulting service.** Together with our experienced technical team, we are able to produce
tubular connections and aluminium castings to **individual designs.**

Our team of experts will be pleased to answer any enquiries. Freefone 800 320 151.

Váš partner

Vždy se snažíme, aby se náš program průběžně přizpůsoboval speciálním potřebám našich zákazníků, a jsme rádi za nové podněty.

Při Vašem plánování jsme Vám rádi k dispozici. Na přání zhotovíme podle Vašich výkresů nebo našich návrhů v krátkých lhůtách individuální trubkové spojky a jiné hliníkové odlitky.

Náš tým je Vám kdykoliv k dispozici telefonicky, nebo osobně.

Povrchová úprava

Appearance and Applied finishes

broušenný

leštěný metodou Trowal
Katalogové číslo: -1
(1690 -1)

vysoký lesk
Katalogové číslo: -1.1
(1690 -1.1)

technicky eloxovaný E6/EV1
Katalogové číslo: -2
(1690 -2)

dekorativně eloxovaný E5/EV1
Katalogové číslo: -2.1
(1690 -2.1)

Data o kvalitách povrchové úpravy hliníku
Výběrem vhodného povrchu získáte vždy vhodnou kvalitu – od skladového regálu až po designový požadavek. Podle nároku na kvalitu jsou trubkové spojky dodávány v následujících provedeních kvality povrchů:

- broušený
- leštěné metodou Trowal
- vysoce leštěné
- technicky eloxované E6/EV1
- dekorativně eloxované E5/EV1
- potažené barevným plastem (RAL)

Appearance and Applied finishes

Simply choose the desired surface finish to suit the specific requirements, from storage shelving to designer interior applications. We can provide all of the following finishes:

- original mill cast finish
- shot grinding
- high polished
- anodised E6 / EV1
- anodised E5 / EV1
- colour powder-coated (RAL colours)

Výběr barev

Choice of colours

Potažené barevným plastem
Katalogové číslo: -3
(690 -3)

Choice of Colours

Whether in shop-interiors, exhibition stands, large scale industrial complexes, or public buildings, the visual impression is a high priority.

Combining colour to either the tubular connectors, aluminium tube or even both, can create an interesting and colourful appearance.

The powder-coatings are available in all RAL - colours.

Barvy podle Vašeho výběru

Ať již v prodejních prostorách, na veletržních stáncích, nebo ve velkorozměrových průmyslových zařízeních a veřejných budovách – barvy by měly vždy ladit!

Abyste zvýšili barevný dojem, můžete nechat trubku a trubkovou spojku potáhnout stejným barevným tónem, nebo v jiném případě použít doplňující barevné tóny.

Trubky –
hrubě opracované, zušlechtěné, lakované, nebo potažené plastem

Tubing -
original mill or cast, refined finish, powder-coated or plastic-coated

Fotografie nahoře z leva do prava: ocelová trubka potažená plastem, stříbrná RAL 9006, ocelová trubka potažená plastem, černá RAL 9005, hliníková trubka leštěná, ocelová trubka galvanicky pozinkovaná, hliníková trubka extrudovaná, hliníková trubka eloxovaná.

Above photo (from left to right) steel-tube plastic-coated / silver colouring RAL 9006; steel tube plastic-coated / black RAL 9005; aluminium tube polished; steel tube zinc galvanized; aluminium-tube extruded; aluminium-tube anodised.






Náš dodavatelský program zahrnuje širokou paletu **hliníkových a ocelových trubek**.

Podle požadavků na kvalitu jsou trubky dodávány v následujících **povrchových úpravách:**

- ocelová trubka potažená plastem
- hliníková trubka leštěná
- ocelová trubka galvanicky pozinkovaná
- hliníková trubka extrudovaná
- hliníková trubka eloxovaná
- hliníková trubka potažená umělohmotnou práškovou barvou (RAL)

Our product programme includes a wide variety of **aluminium and steel tubing.** For a small cost we are able to cut-to-size, according to your needs (max. length 6 m).

To suit your requirements, the tubing is available in the following **finishes:**
Steel tubing, plastic coating
Aluminium tubing, polished
Steel tubing, zinc galvanized
Aluminium tubing, extruded
Aluminium tubing, anodised
Aluminium tubing, powder coated, coloured

Kontrola kvality - prEN ISO 14122-3

Quality control - prEN ISO 14122-3

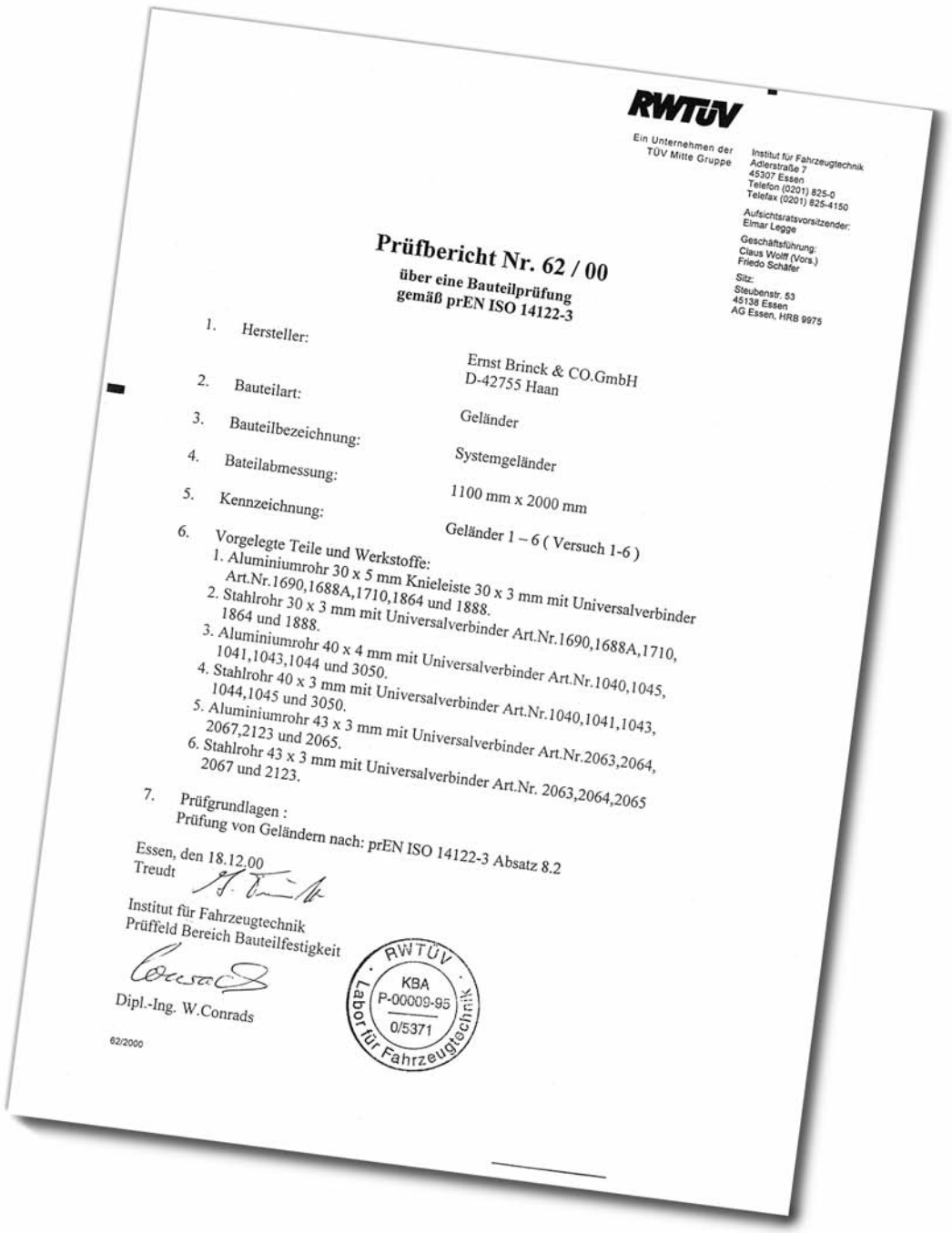

RWTÜV

Ein Unternehmen der TÜV Mitte Gruppe

Institut für Fahrzeugtechnik
Adlerstraße 7
45307 Essen
Telefon (0201) 825-0
Telefax (0201) 825-4150

Aufsichtsratsvorsitzender:
Elmar Legge

Geschäftsführung:
Claus Wolff (Vors.)
Friedo Schäfer

Sitz:
Steubenstr. 53
45138 Essen
AG Essen, HRB 9975

Prüfbericht Nr. 62 / 00
über eine Bauteilprüfung
gemäß prEN ISO 14122-3

1. Hersteller: Ernst Brinck & CO.GmbH D-42755 Haan
2. Bauteilart: Geländer
3. Bauteilbezeichnung: Systemgeländer
4. Bateilabmessung: 1100 mm x 2000 mm
5. Kennzeichnung: Geländer 1 – 6 (Versuch 1-6)
6. Vorgelegte Teile und Werkstoffe:
   1. Aluminiumrohr 30 x 5 mm Knieleiste 30 x 3 mm mit Universalverbinder Art.Nr.1690,1688A,1710,1864 und 1888.
   2. Stahlrohr 30 x 3 mm mit Universalverbinder Art.Nr.1690,1688A,1710, 1864 und 1888.
   3. Aluminiumrohr 40 x 4 mm mit Universalverbinder Art.Nr.1040,1045, 1041,1043,1044 und 3050.
   4. Stahlrohr 40 x 3 mm mit Universalverbinder Art.Nr.1040,1041,1043, 1044,1045 und 3050.
   5. Aluminiumrohr 43 x 3 mm mit Universalverbinder Art.Nr.2063,2064, 2067,2123 und 2065.
   6. Stahlrohr 43 x 3 mm mit Universalverbinder Art.Nr. 2063,2064,2065 2067 und 2123.
7. Prüfgrundlagen : Prüfung von Geländern nach: prEN ISO 14122-3 Absatz 8.2

Essen, den 18.12.00
Treudt

Institut für Fahrzeugtechnik
Prüffeld Bereich Bauteilfestigkeit

Dipl.-Ing. W.Conrads

62/2000

RWTÜV KBA P-00009-95 0/5371 Labor für Fahrzeugtechnik

Testovaná kvalita

Veškeré trubkové spojky Brinck jsou zhotoveny z vysoce jakostních hliníkových slitin podle DIN 1725.

Systémová zábradlí s trubkovými spojkami Brinck jsou stavebně přezkoušeny a mají TÜV platné pro SRN.

Pro dodržení ČSN o zábradlí si odběratel zajišťuje statický výpočet na vlastní náklady.

Quality control

Brinck Tubular connectors are produced from high quality aluminium alloys, certified to DIN 1725.

Railing-systems constructed from Brinck Tubular connectors are approved by TÜV.

We offer our clients expert advice on a variety of levels including construction planning, safety, durability, and structural requirements.

Brinck - trubkové spojky

přehled soritmentu

třídění dle průměru



Brinck Tubular connectors
Product programme
classification by diameter

výrobce SRN:

Telefon 02129-2027
Telefax 02129-6518
e-mail info@brinck.de

Ernst Brinck + Co. GmbH
Erkrather Str. 106-110
D-42781 Haan

prodej ČR:

Spojky pro trubky rozměru

Ø 30 mm

Connectors for tubular diameters

Přehled Ø 30 mm
Overview

Strana 10

Nr. 1690

Nr. 2310

Nr. 1889

Nr. 2320

Nr. 2225

Strana 11

Nr. 2218

Nr. 1866

Nr. 1891

Nr. 1890 a

Nr. 1890

Strana 12

Nr. 1924

Nr. 1686

Nr. 1688 a

Nr. 2330

Nr. 2086 a

Strana 13

Nr. 2217

Nr. 1712

Nr. 1924 b

Nr. 1924 f

Nr. 1687

Strana 14

Nr. 1716 b

Nr. 1716 a

Nr. 1888

Nr. 1711

Nr. 1865

Strana 15

Nr. 1867

Nr. 2370

Nr. 2380

Nr. 1924 a

Nr. 1685 a

Strana 16

Nr. 1685 c

Nr. 1710 c

Nr. 1710

Nr. 1709 a

Nr. 1691

Strana 17

Nr. 1715

Nr. 1864

Nr. 2360

Nr. 1714

Nr. 2365

Strana 18

Nr. 1713

Nr. 1679

Nr. 1868

Nr. 2350

Nr. 2400

Strana 19

Nr. 2390

Nr. 1693

Nr. 1694

Nr. 1695

Nr. 1684

Strana 20

Nr. 1681 a

Nr. 1692

Nr. 1696

Nr. 1681 c

Nr. 1652

Strana 21

Nr. 1680

Nr. 2410

Nr. 2411

Nr. 2411 +
Nr. 2411

Nr. 2410 +
Nr. 2411

Strana 21

Nr. 2410 +
Nr. 2410

Nr. 2230

Art.-Nr. 1690 T-spojka, 2-dílná

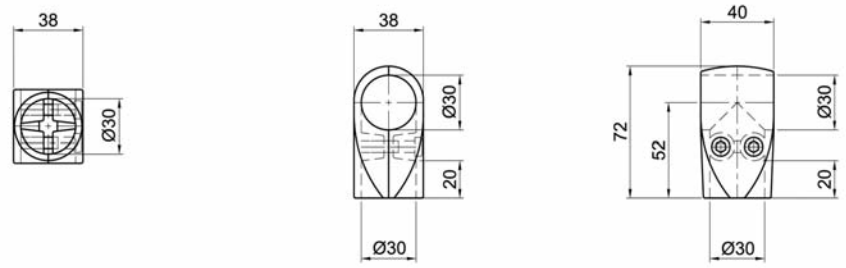

Art.-Nr. 2310 T-spojka, 2-dílná (mit Schraube + Hülse)

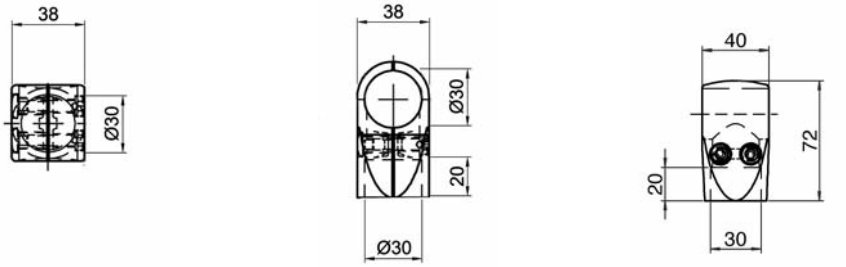

Art.-Nr. 1889 T-spojka, 2-dílná

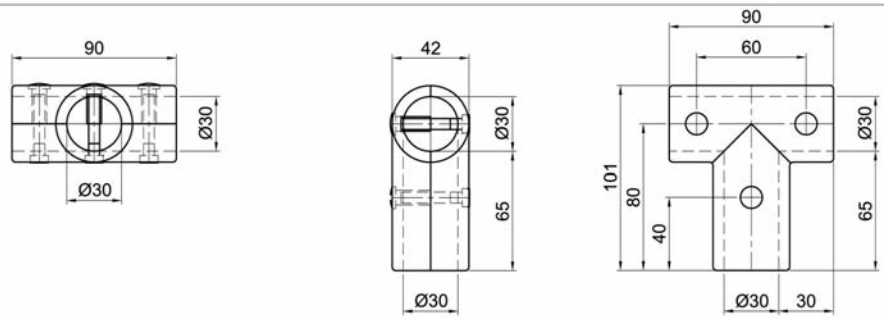

Art.-Nr. 2320 T-spojka, 2-dílná

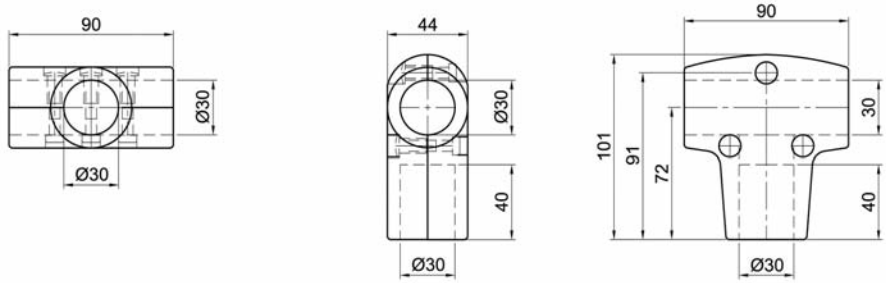

Art.-Nr. 2225 T-spojka, 2-dílná

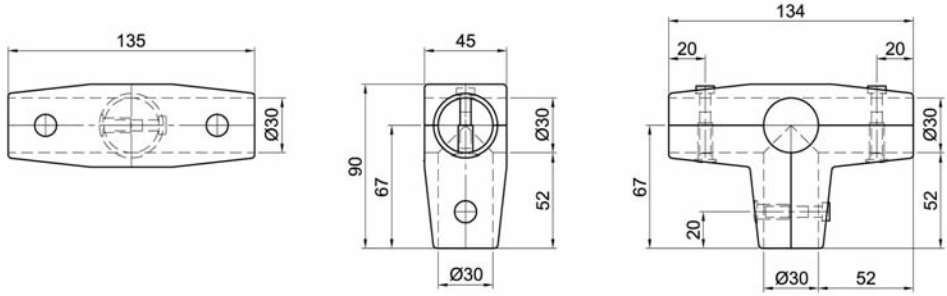

T-spojka 50°/130°, 2-dílná

Art.-Nr. 2218

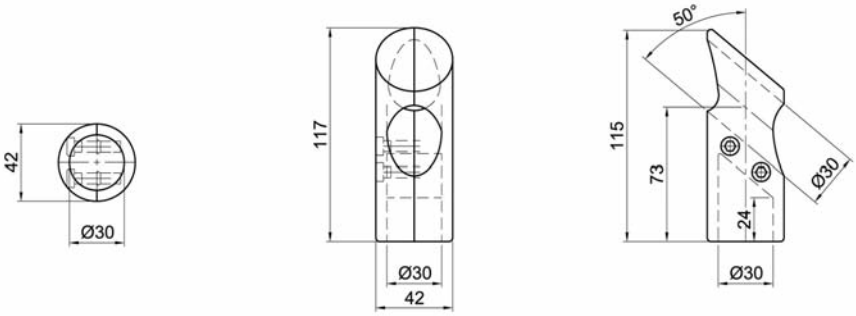

T-spojka 40°/140°, 2-dílná

Art.-Nr. 1866

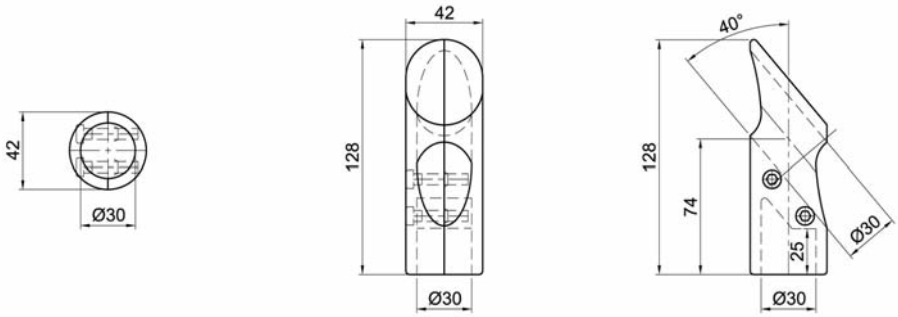

T-spojka 45°/135°, 2-dílná

Art.-Nr. 1891

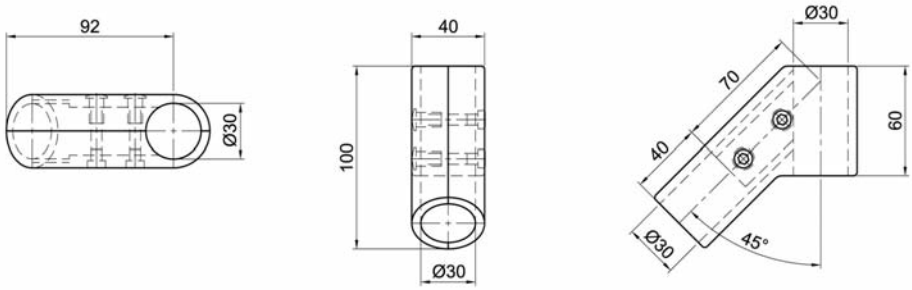

T-spojka 60°/120°, 2-dílná

Art.-Nr. 1890 a

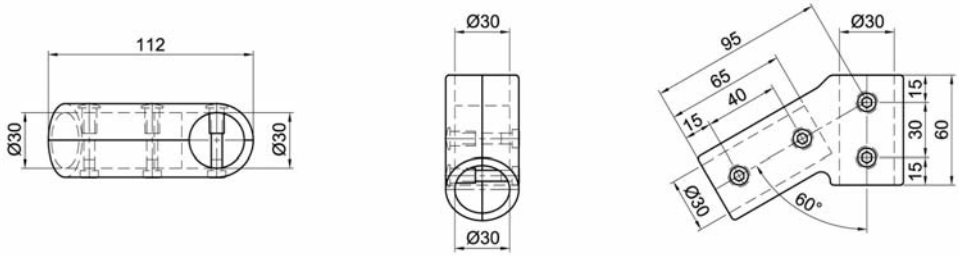

T-spojka 30°/150°, 2-dílná

Art.-Nr. 1890

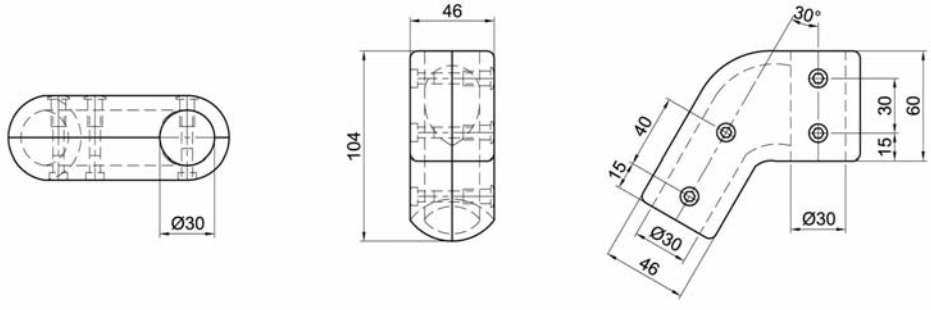

Art.-Nr. 1924 T-spojka, 2-dílná

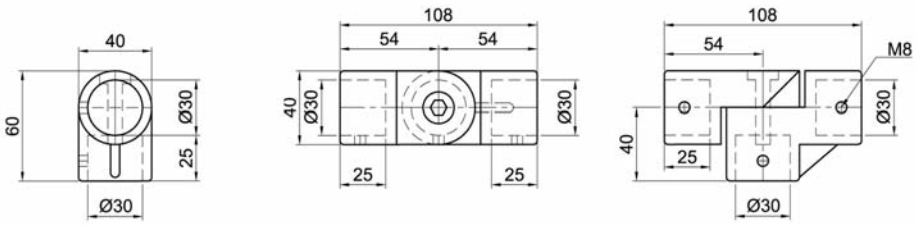

Art.-Nr. 1686 T-spojka, 2-dílná

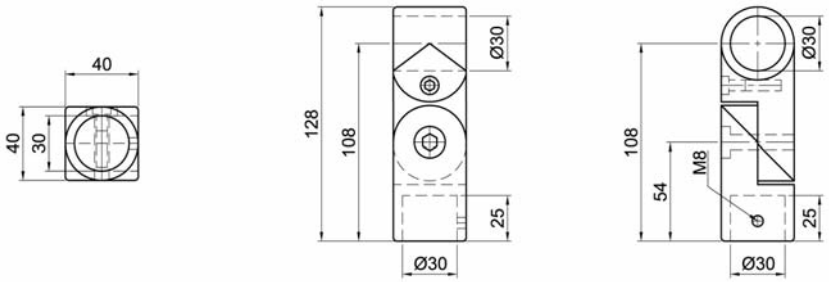

Art.-Nr. 1688 a Křížová spojka, 2-dílná

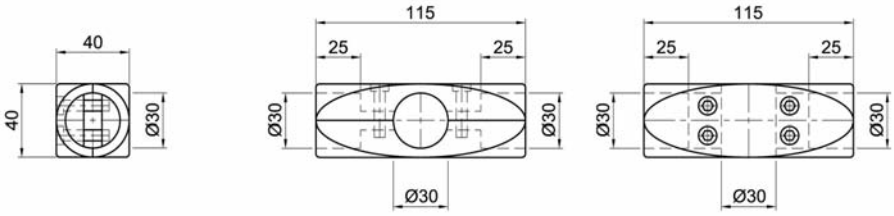

Art.-Nr. 2330 Křížová spojka, 2-dílná

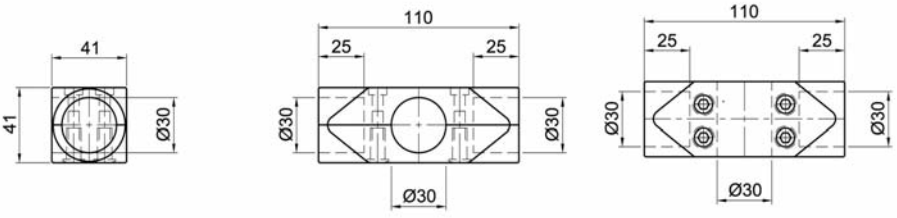

Art.-Nr. 2086 a Křížová spojka, 1-dílná

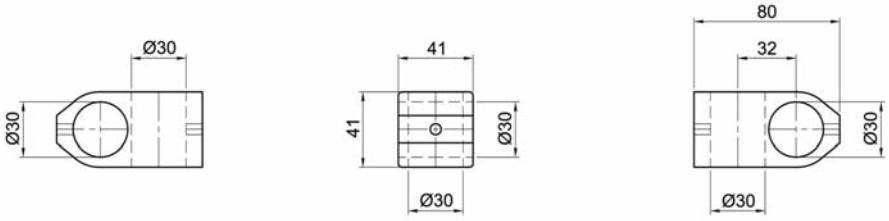

Křížová spojka 50°/130°, 2-dílná

Art.-Nr. 2217

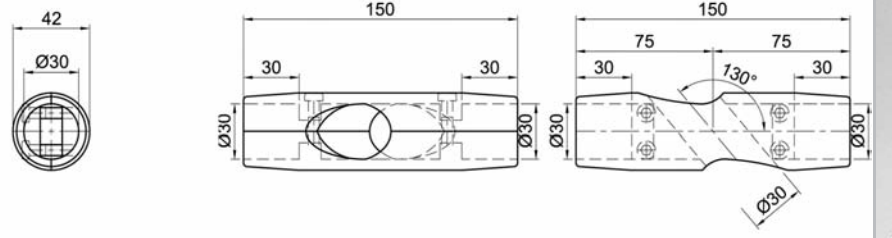

Křížová spojka 40°/140°, 2-dílná

Art.-Nr. 1712

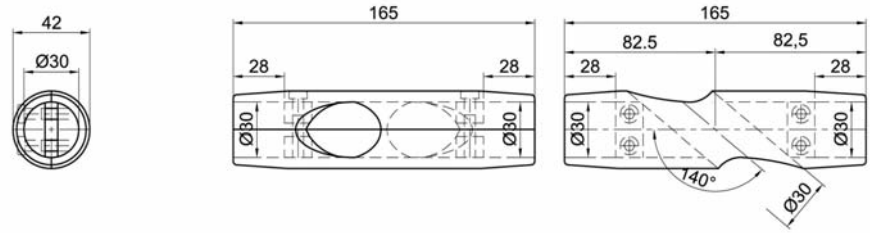

Kloubový spoj, 1-dílný

Art.-Nr. 1924 b

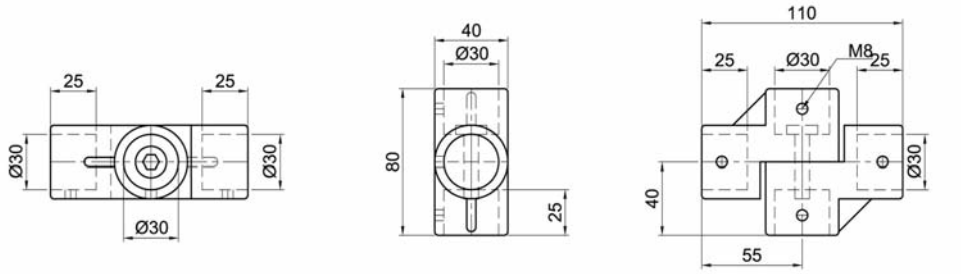

Kloubový spoj, 1-dílný, průchozí

Art.-Nr. 1924 f

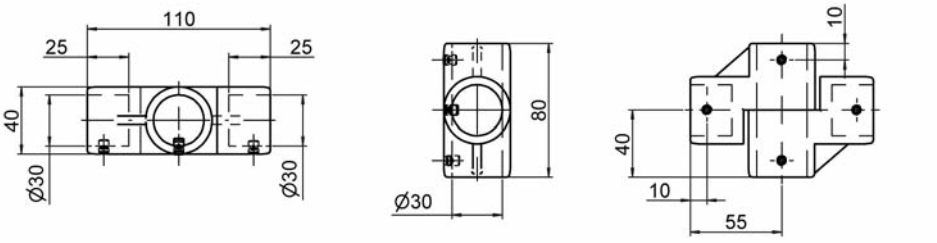

Kloubový spoj, 2-dílný

Art.-Nr. 1687

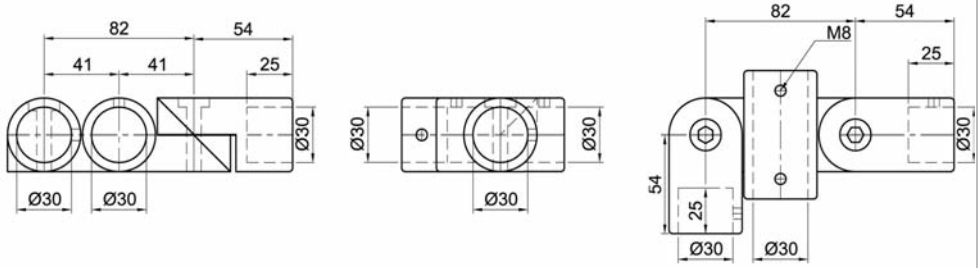

Art.-Nr. 1716 b Křížová spojka, 6-otvorů, 1-dílná

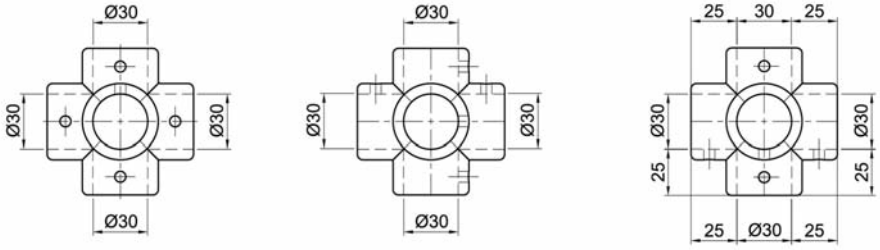

Art.-Nr. 1716 a Křížová spojka, 5-otvorů, 1-dílná

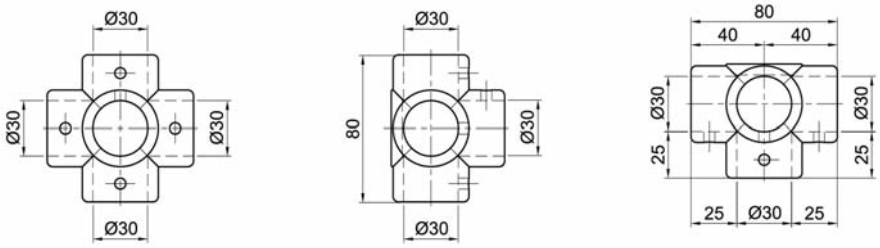

Art.-Nr. 1888 Rohová spojka 90°, 2-dílná

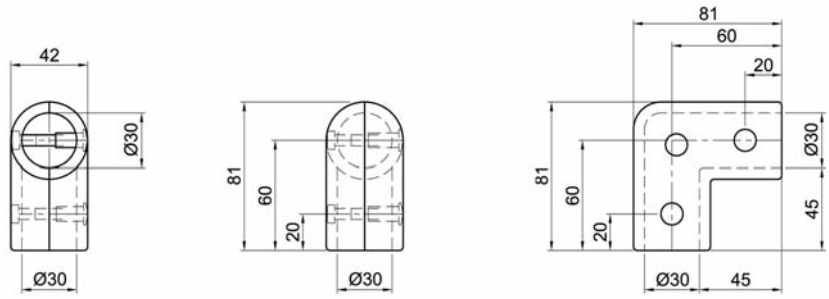

Art.-Nr. 1711 Rohová spojka 90°, 2-dílná

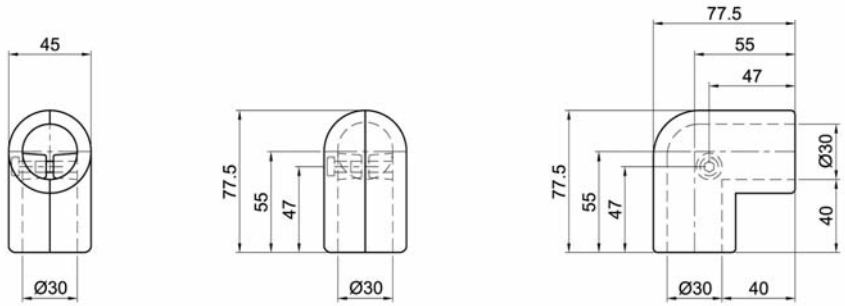

Art.-Nr. 1865 Rohová spojka 50°/130°, 2-dílná

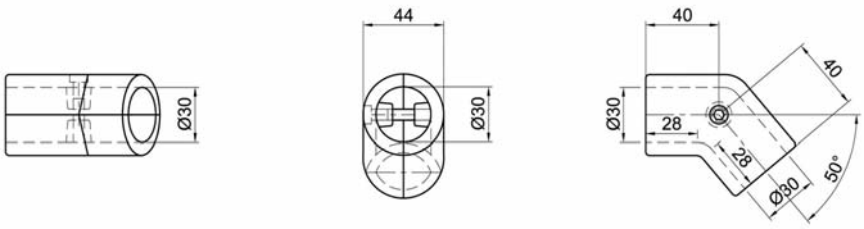

Rohová spojka 40°/140°, 2-dílná

Art.-Nr. 1867

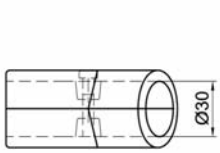

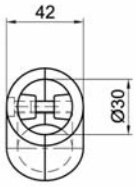

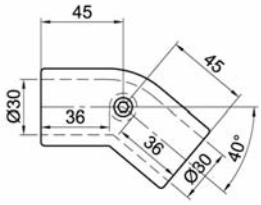

Rohová spojka 45°/135°, 2-dílná

Art.-Nr. 2370

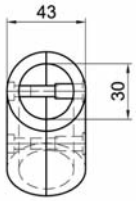

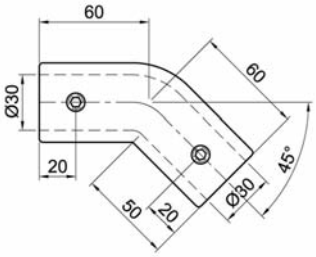

Rohová spojka 30°/150°, 2-dílná

Art.-Nr. 2380

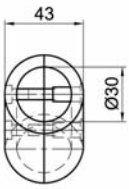

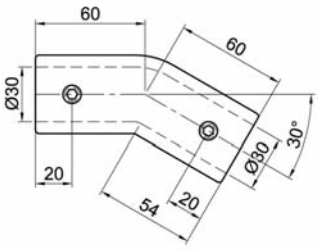

Roh stavitelný, 1-dílný

Art.-Nr. 1924 a

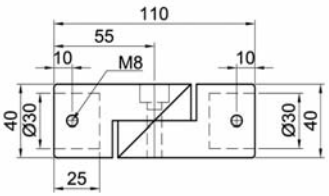

Rohová spojka 90°, průchozí, 2-dílná

Art.-Nr. 1685 a

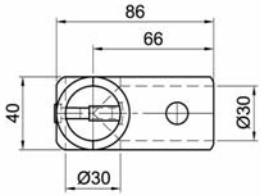

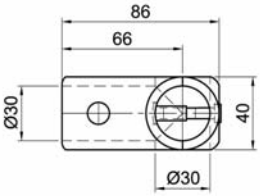

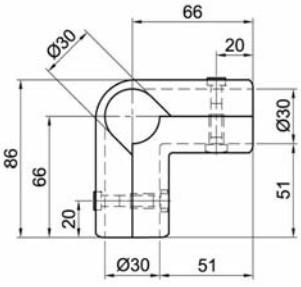

Art.-Nr. 1685 c Rohová spojka 90°,koncová, 2-dílná

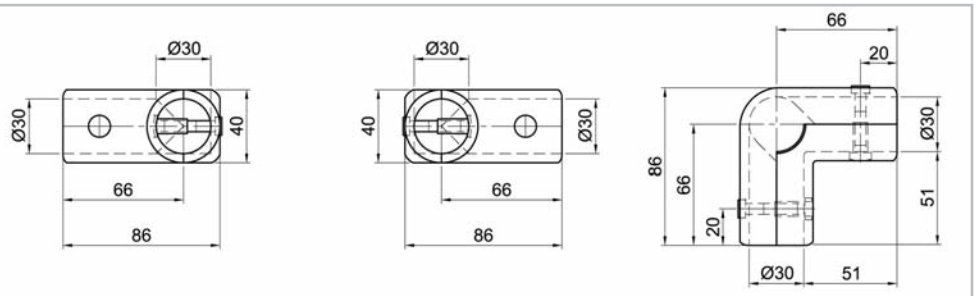

Art.-Nr. 1710 c Příruba, 1-dílná

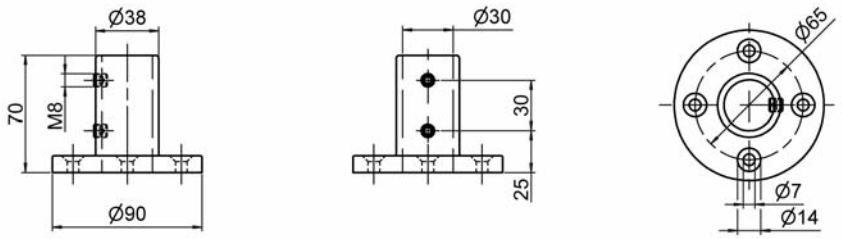

Art.-Nr. 1710 Příruba, 1-dílná

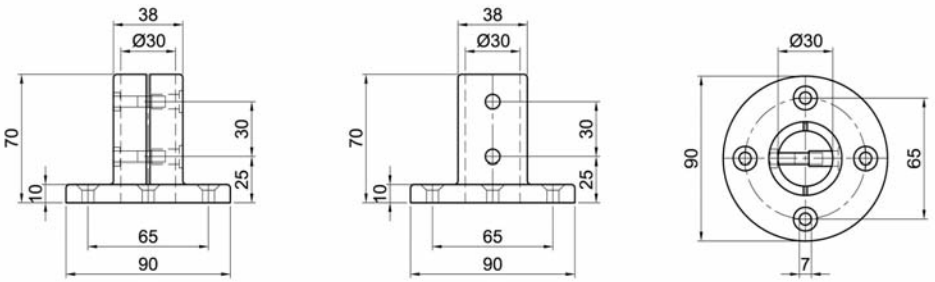

Art.-Nr. 1709 a Příruba, 1-dílná

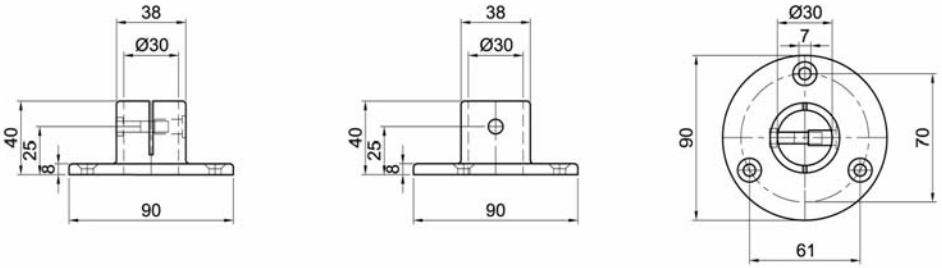

Art.-Nr. 1691 Příruba, 2-dílná

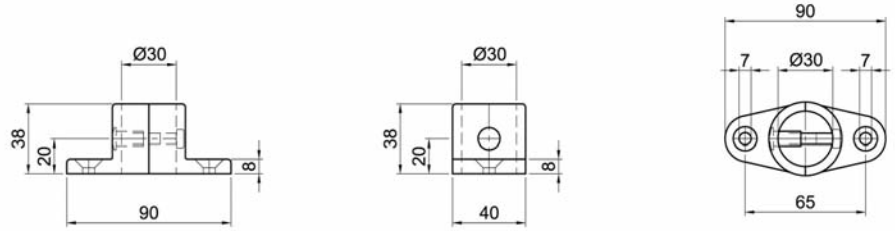

Příruba stavitelná, 1-dílná

Art.-Nr. 1715

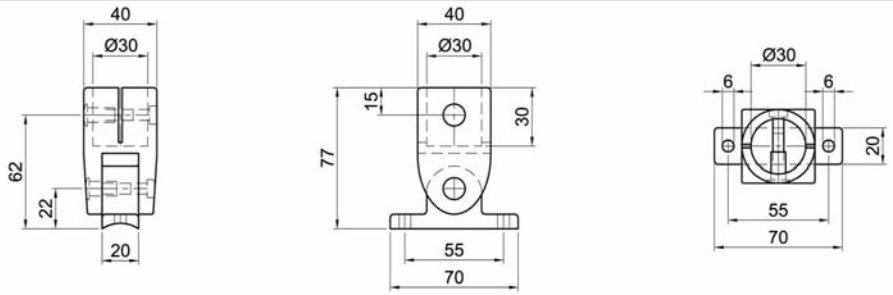

Příruba boční, 1-dílná

Art.-Nr. 1864

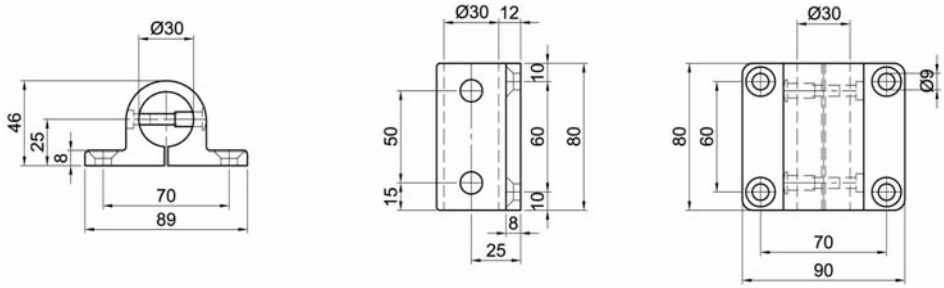

Příruba boční, 1-dílná

Art.-Nr. 2360

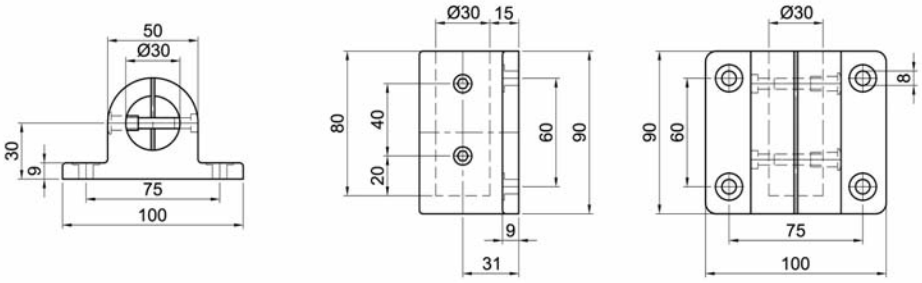

Příruba boční, 1-dílná

Art.-Nr. 1714

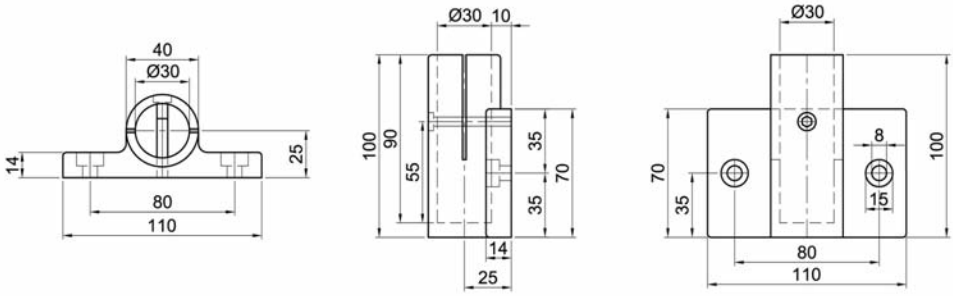

Příruba boční, 1-dílná

Art.-Nr. 2365

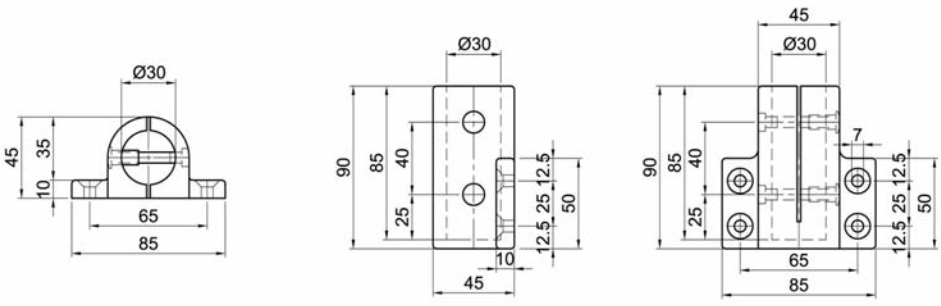

Art.-Nr. 1713 Příruba rohová,, 1-dílná

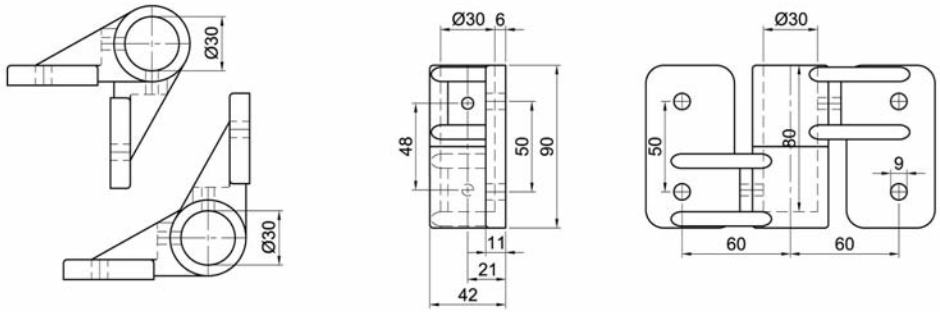

Art.-Nr. 1679 Příruba hranová, 1-dílná

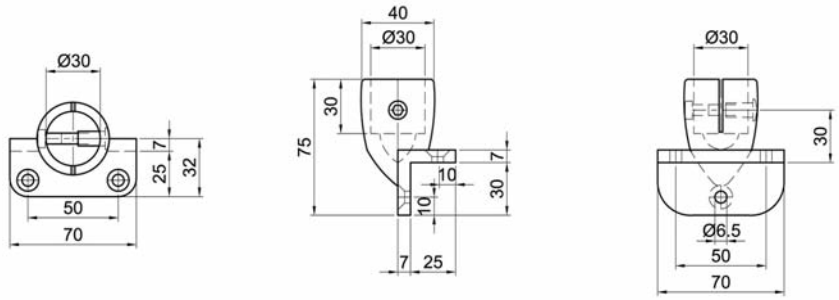

Art.-Nr. 1868 Příruba , 1-dílná

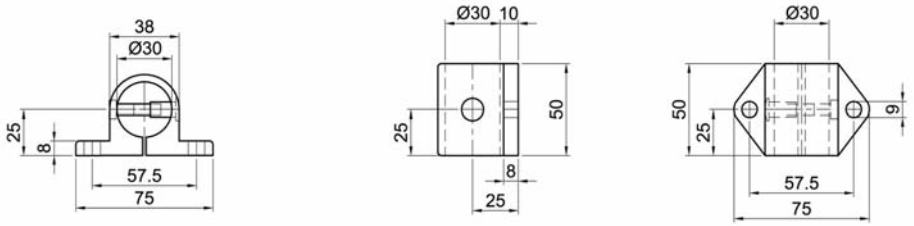

Art.-Nr. 2350 Příruba , 1-dílná

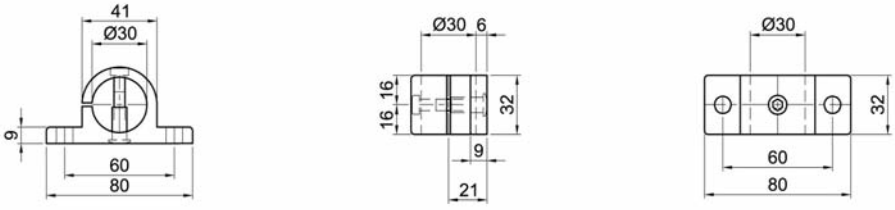

Art.-Nr. 2400 Příruba - ukončení, 1-dílná

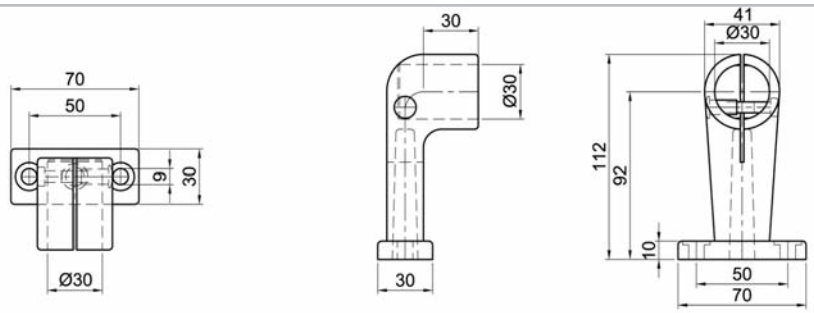

Příruba - ukončení, 1-dílná Art.-Nr. 2390

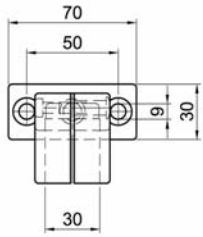

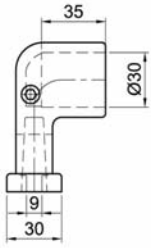

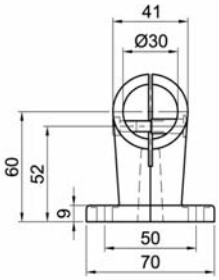

Příruba - ukončení, 1-dílná Art.-Nr. 1693

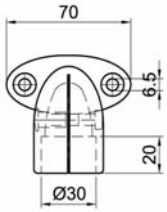

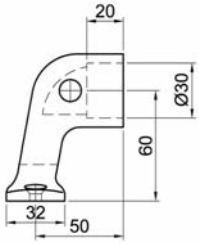

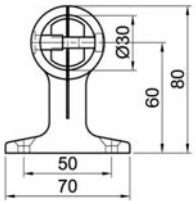

Příruba otočná, 1-dílná Art.-Nr. 1694

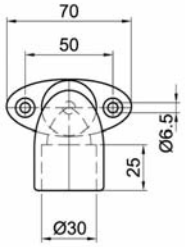

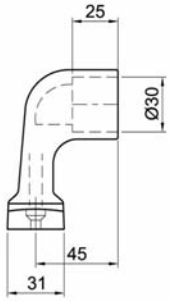

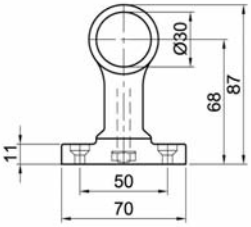

Středová vzpěra, 1-dílná Art.-Nr. 1695

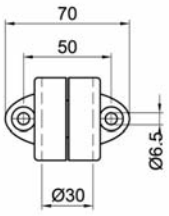

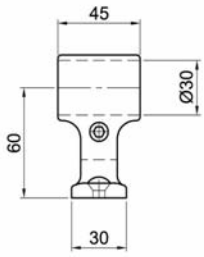

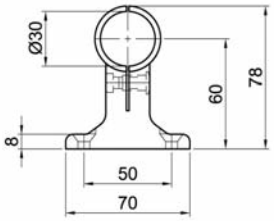

Středová vzpěra, 1-dílná Art.-Nr. 1684

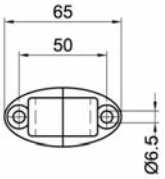

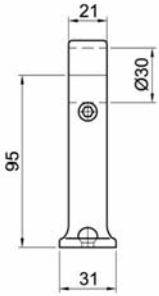

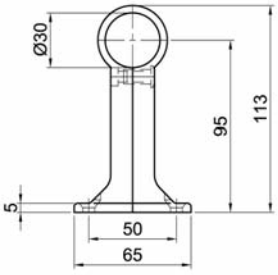

Art.-Nr. 1681 a Držák skla, 2-dílný

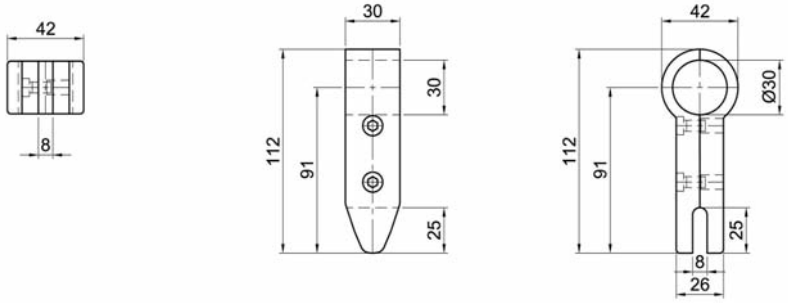

Art.-Nr. 1692 Držák skla, 2-dílný

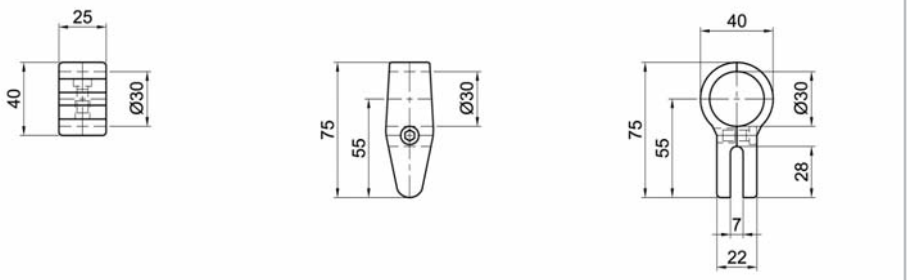

Art.-Nr. 1696 Dvojitý držák skla, 2-dílný

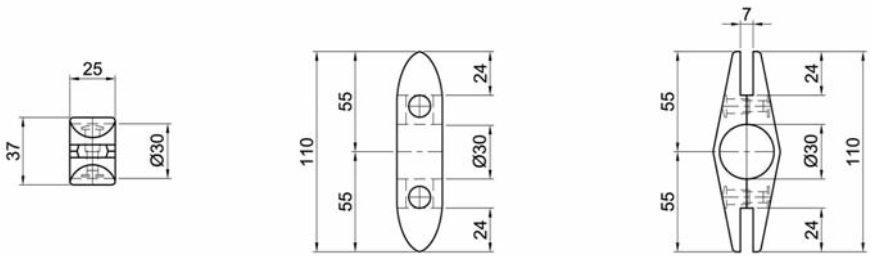

Art.-Nr. 1681 c Brýle nízké, dlouhé 2-dílné

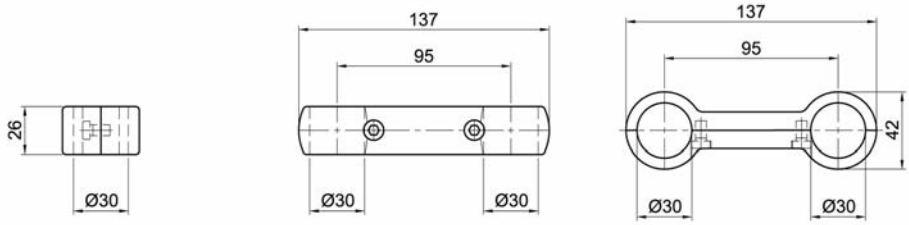

Art.-Nr. 1652 Brýle vysoké, krátké, 2-dílné

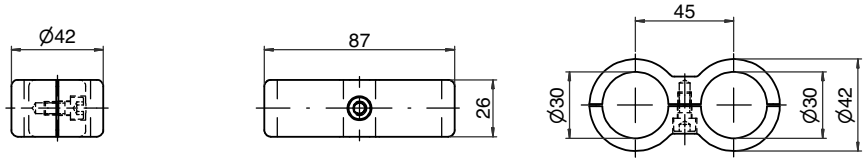

Trubková spojka, 1-dilná

Art.-Nr. 1680

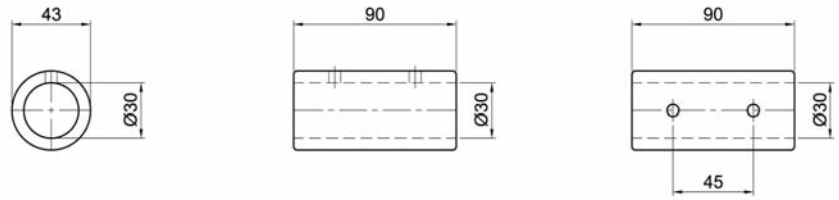

Závěs otevřený, 1-dílný

Art.-Nr. 2410

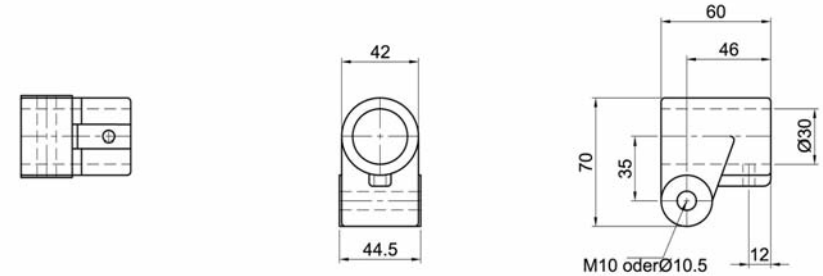

Závěs uzavřený, 1-dílný

Art.-Nr. 2411

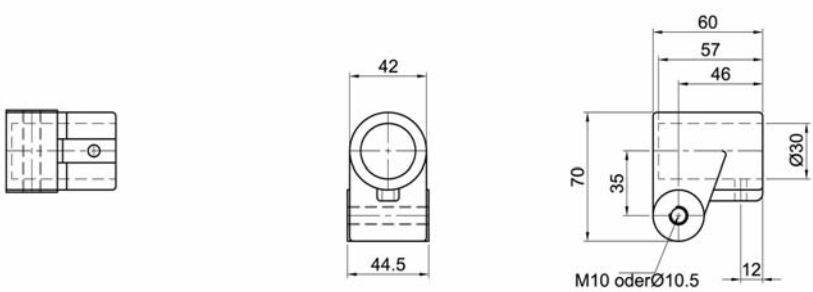

2411 + 2411

2410 + 2411

2410 + 2410

Kyvadlo 30 x 30 lze volit 90° nebo 180°

Art.-Nr. 2230

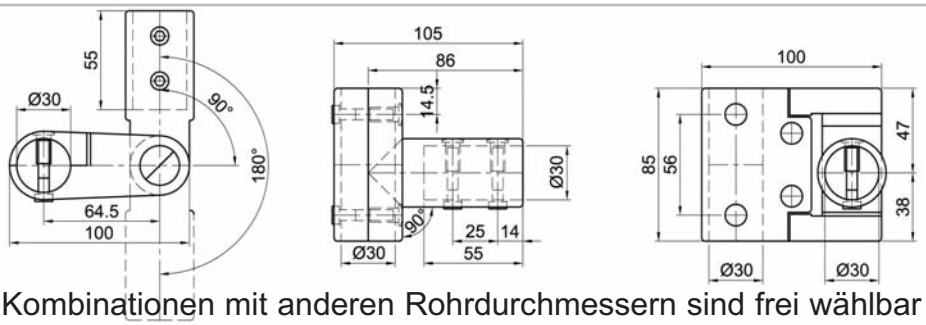

Kombinationen mit anderen Rohrdurchmessern sind frei wählbar

Schéma stavby zábradlí
Ø 30 mm

Railing-system, typical example

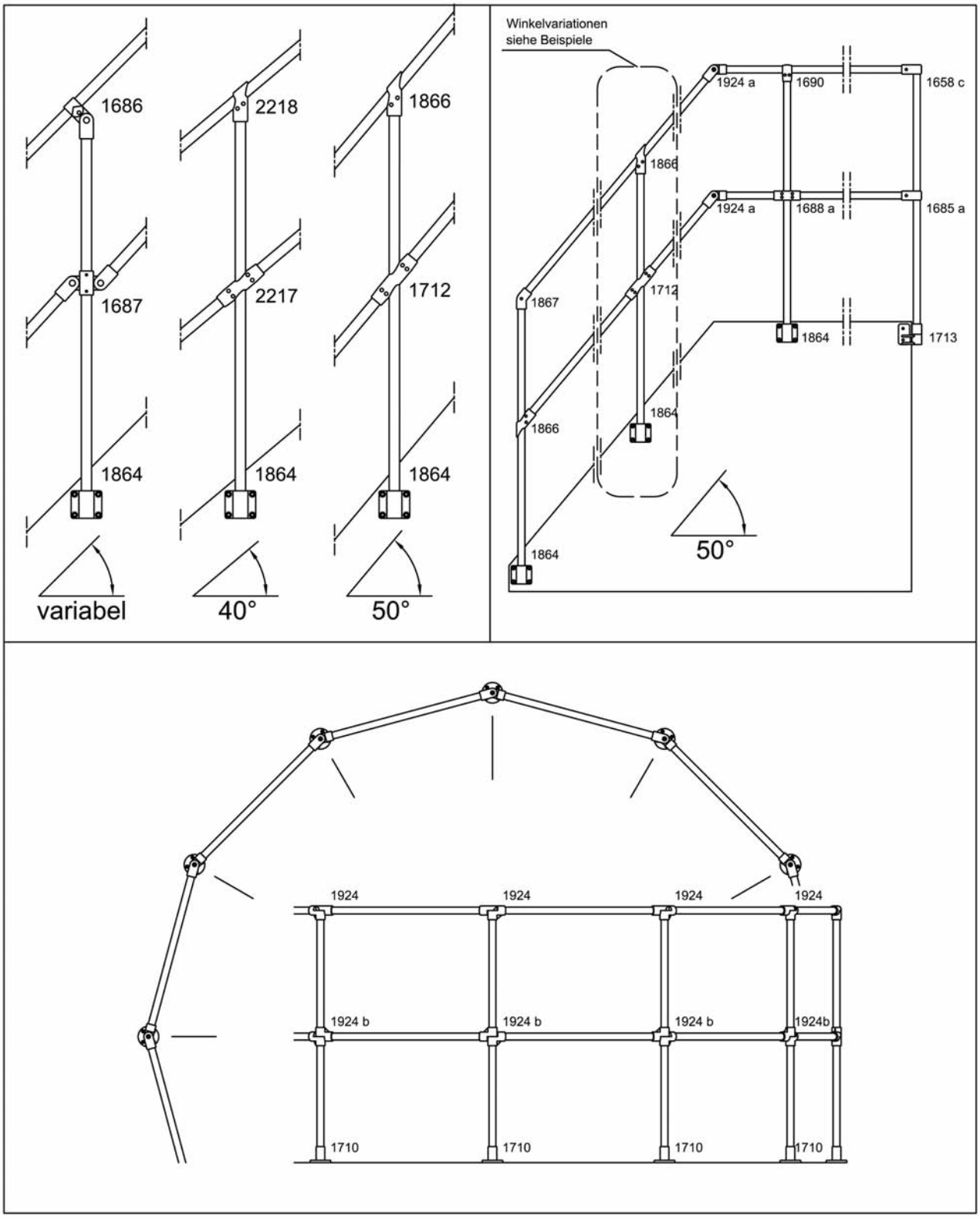

Auf Wunsch liefern wir die passenden Rohre nach Ihrer Aufbauzeichnung.
We are able to provide a pre-cut delivery service for all tubing,
according to your requirements.

Spojky pro trubky rozměru

Ø 35 mm

Connectors for tubular diameters

Přehled Ø 35 mm
Overview

Strana 26

Nr. 2310 a

Nr. 2320 a

Nr. 1889 a

Nr. 2347 a

Nr. 1924 d

Strana 27

Nr. 2420

Nr. 2330 a

Nr. 1924 e

Nr. 2346 a

Nr. 2421

Strana 28

Nr. 2086 b

Nr. 1888 a

Nr. 1711 a

Nr. 2370 a

Nr. 2380 a

Strana 29

Nr. 1924 c

Nr. 2340 a

Nr. 2340 b

Nr. 2345 a

Nr. 2460 a

Strana 30

Nr. 1710 a

Nr. 1710 b


Nr. 1709 b

Nr. 2450 a

Nr. 2360 a

Strana 31

Nr. 1864 a

Nr. 2350 a

Nr. 1713 a

Nr. 2390 a

Nr. 2400 a

Strana 32

Nr. 2391 a

Nr. 2401 a

Nr. 1692 a

Nr. 1681

Nr. 1681 d

Strana 33

Nr. 2305

Nr. 2410 a

Nr. 2411 a

Nr. 2411 a + Nr. 2411 a

Nr. 2410 a + Nr. 2411 a

Strana 33

Nr. 2410 a + Nr. 2410 a

Nr. 2230

Ø 35 mm

Art.-Nr. 2310 a T-spojka, 2-dílná

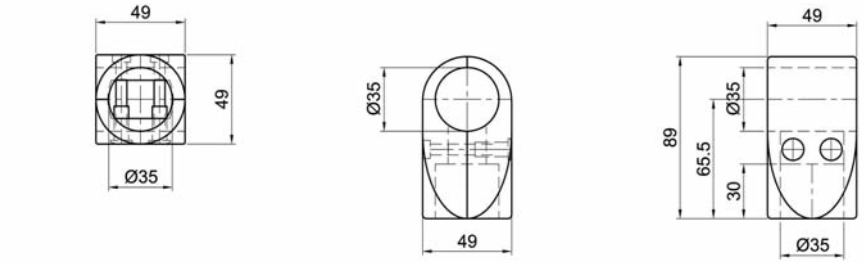

Art.-Nr. 2320 a T-spojka, 2-dílná

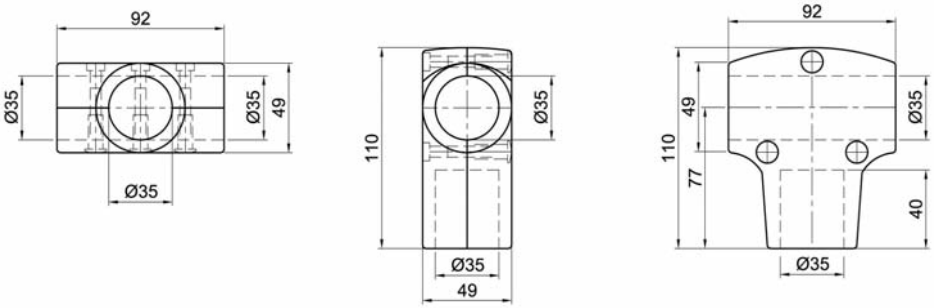

Art.-Nr. 1889 a T-spojka, 2-dílná

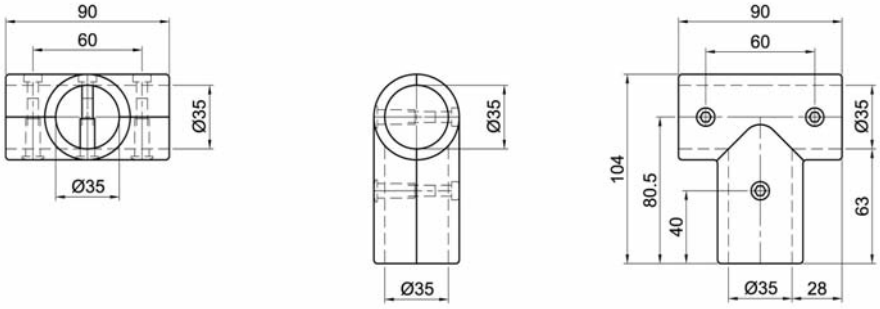

Art.-Nr. 2347 a T-spojka 45°/135°, 2-dílná

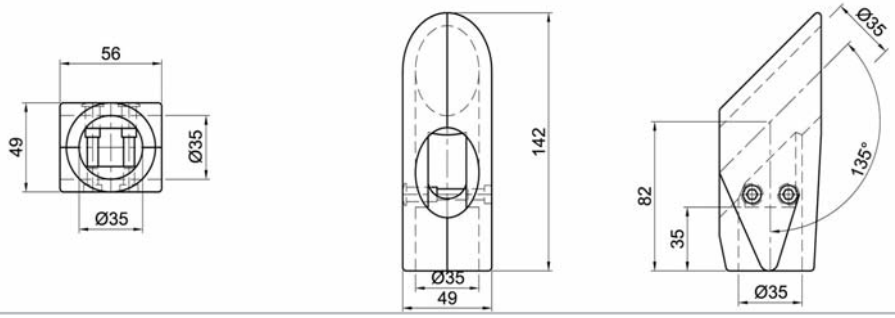

Art.-Nr. 1924 d T-kloubový spoj, 1-dílný

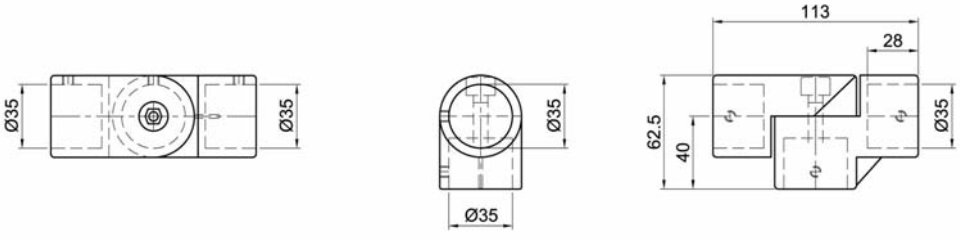

T-kloubová spojka, 2-dílná Art.-Nr. 2420

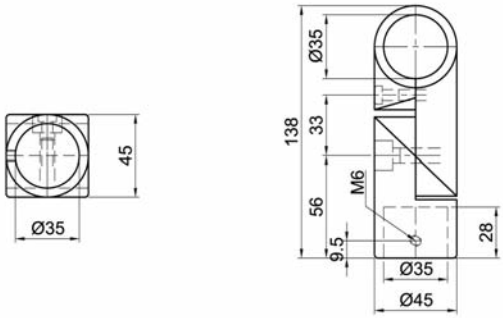

Křížová spojka, 2-dílná Art.-Nr. 2330 a

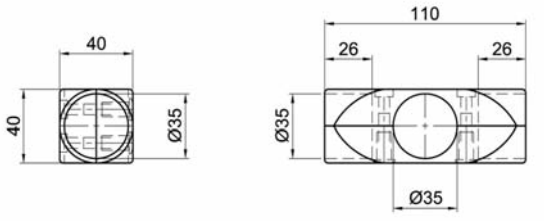

Kříž- kloubová spojka, 1-dílná Art.-Nr. 1924 e

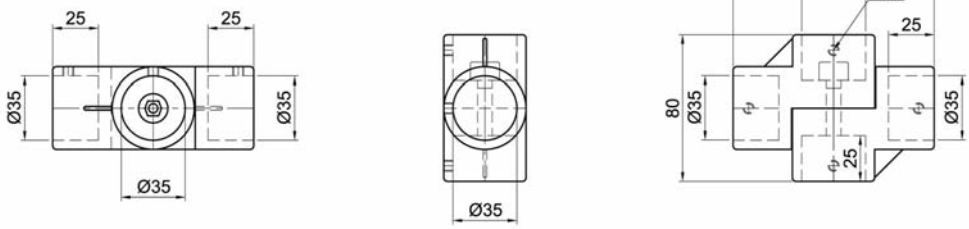

Křížová spojka 45°/135°, 2-dílná Art.-Nr. 2346 a

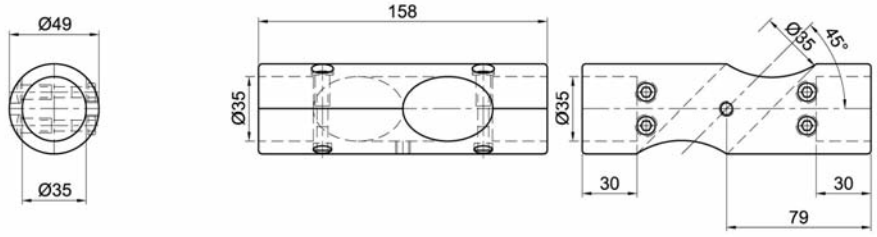

Kříž- kloubová spojka, 2-dílná Art.-Nr. 2421

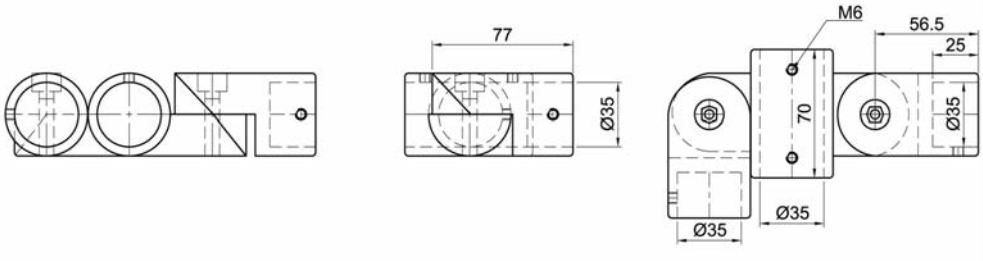

Art.-Nr. 2086 b Křížová spojka, 1-dílná

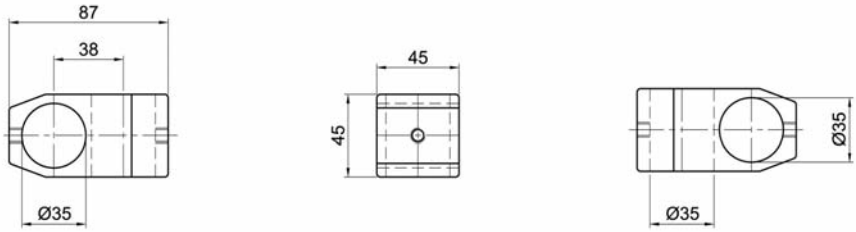

Art.-Nr. 1888 a Rohová spojka 90°, 2-dílná

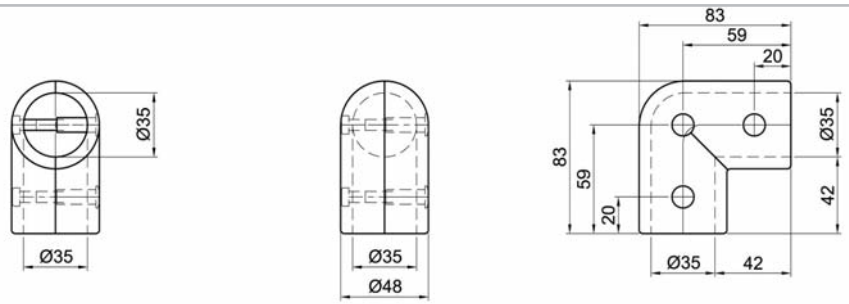

Art.-Nr. 1711 a Rohová spojka 90°, 2-dílná

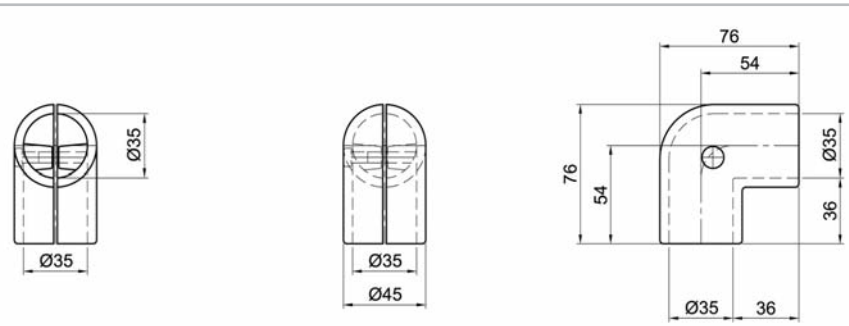

Art.-Nr. 2370 a Rohová spojka 45°/135°, 2-dílná

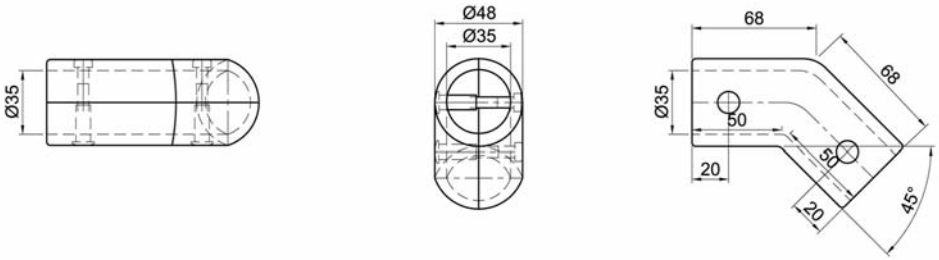

Art.-Nr. 2380 a Rohová spojka 30°/150°, 2-dílná

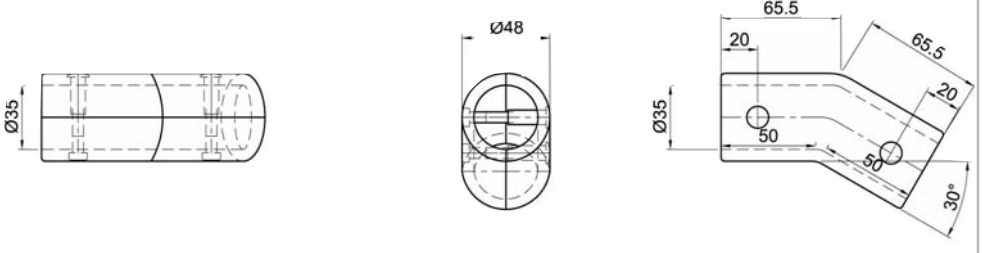

Roh stavitelný, 1-dílný

Art.-Nr. 1924 c

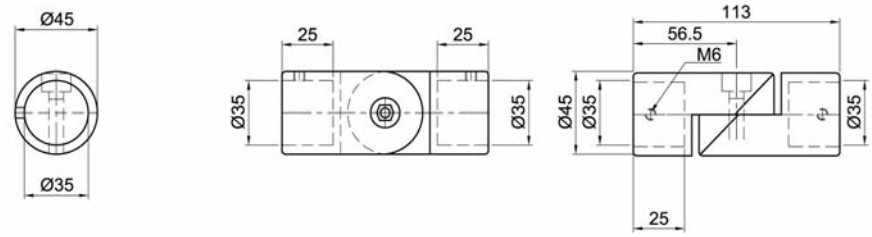

Rohová spojka 90°, průchozí, 2-dílná

Art.-Nr. 2340 a

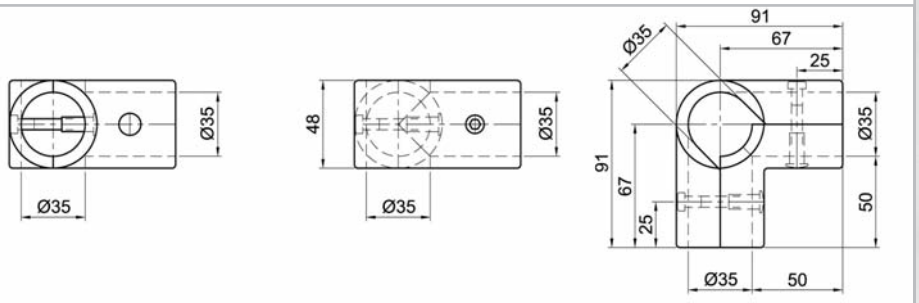

Rohová spojka 90°, koncová, 2-dílná

Art.-Nr. 2340 b

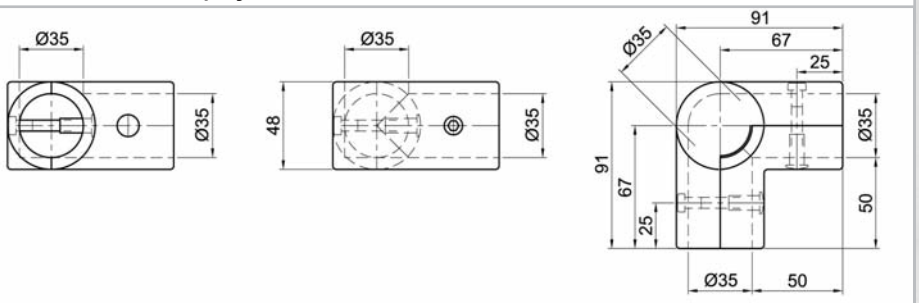

Rohová spojka 45°/135°, průchozí, 2-dílná

Art.-Nr. 2345 a

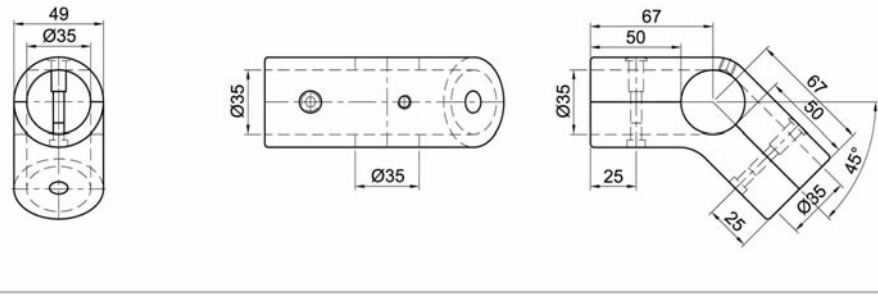

Příruba, 1-dílná

Art.-Nr. 2460 a

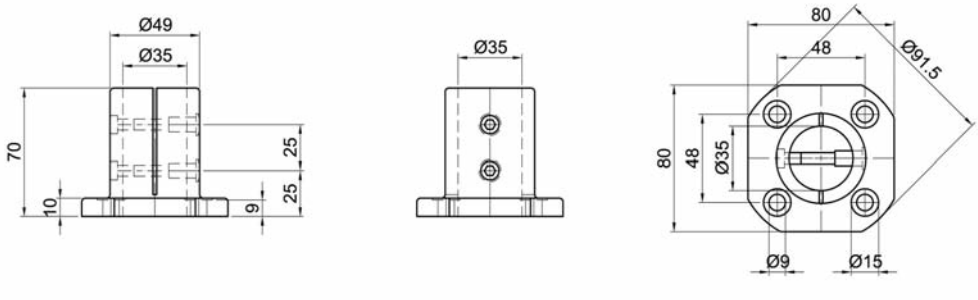

Art.-Nr. 1710 a Příruba, 1-dílná

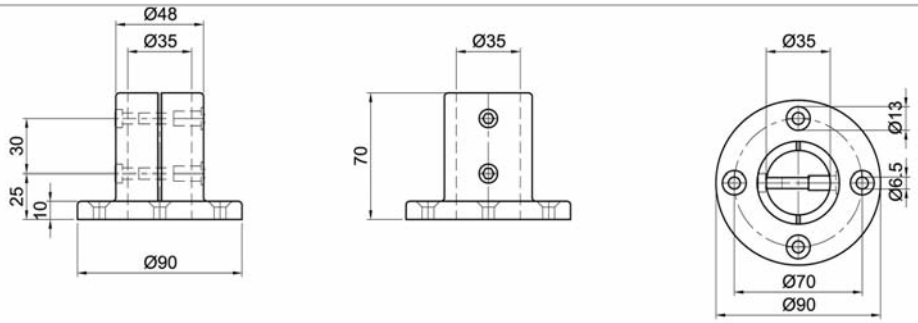

Art.-Nr. 1710 b Příruba, 1-dílná

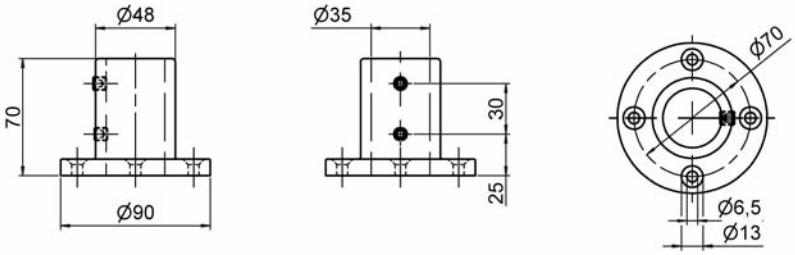

Art.-Nr. 1709 b Příruba, 1-dílná

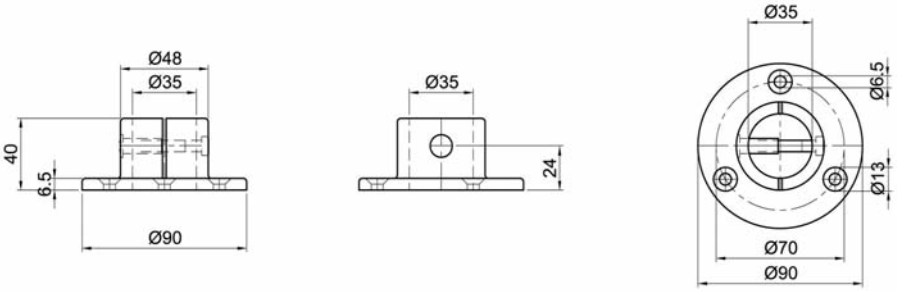

Art.-Nr. 2450 a Příruba, 2-dílná

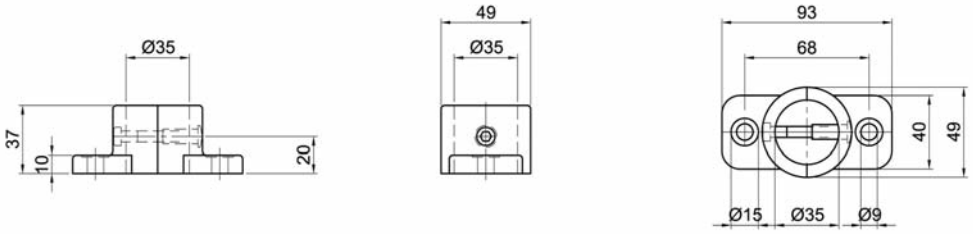

Art.-Nr. 2360 a Příruba boční, 1-dílná

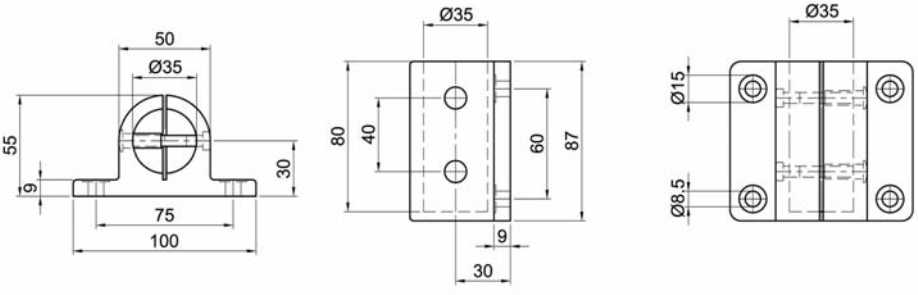

Příruba boční, 1-dílná Art.-Nr. 1864 a

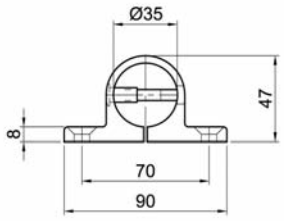

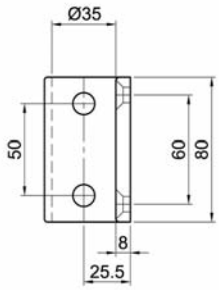

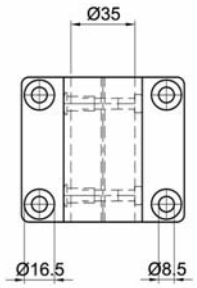

Příruba boční, 1-dílná Art.-Nr. 2350 a

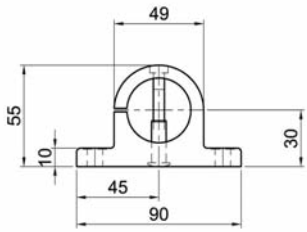

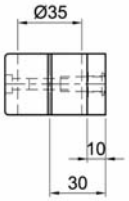

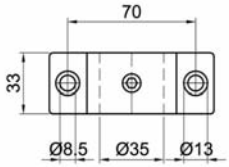

Příruba rohová, 1-dílná Art.-Nr. 1713 a

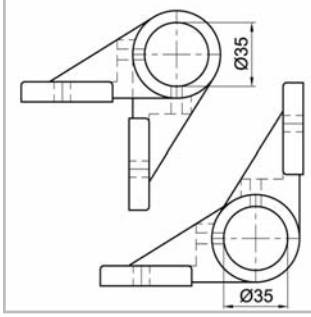

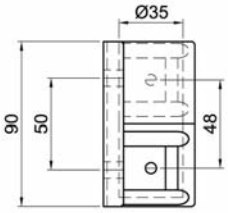

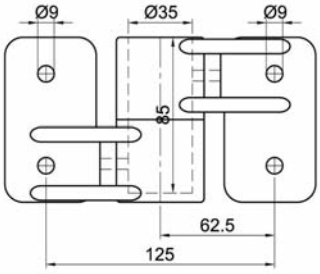

Příruba ukončení, 1-dílná Art.-Nr. 2390 a

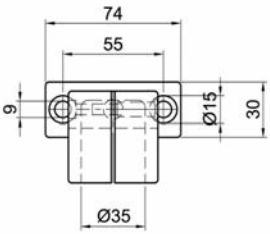

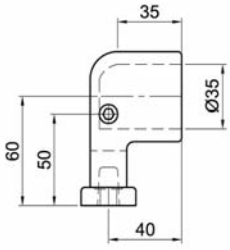

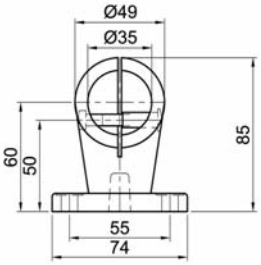

Příruba ukončení, 1-dílná Art.-Nr. 2400 a

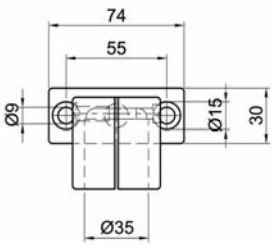

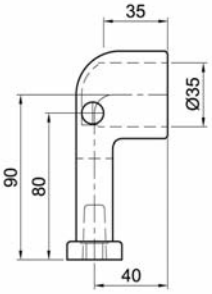

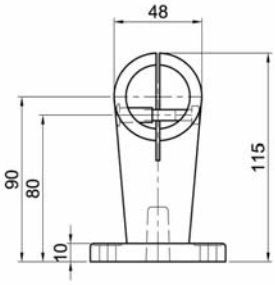



Art.-Nr. 2391 a Středová vzpěra, 1-dílná

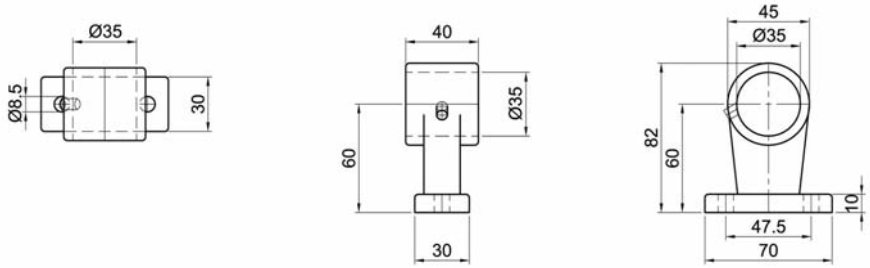

Art.-Nr. 2401 a Středová vzpěra, 1-dílná

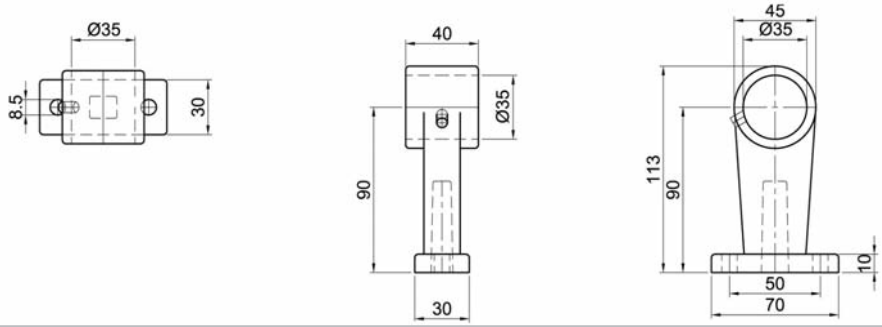

Art.-Nr. 1692 a Držák skla, 2-dílný

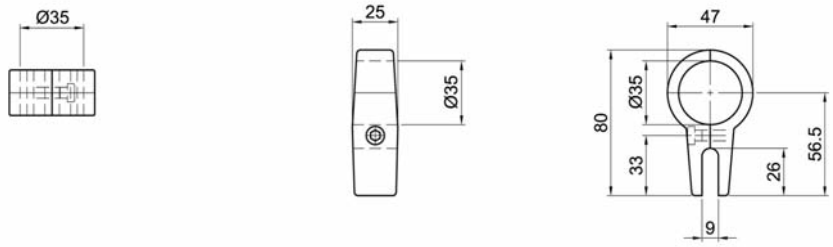

Art.-Nr. 1681 Držák skla, 2-dílný

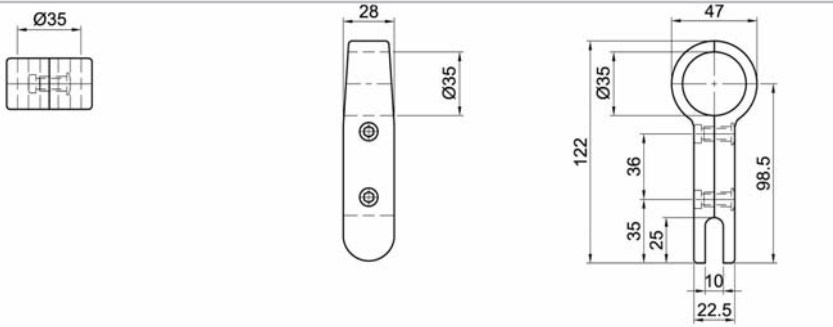

Art.-Nr. 1681 d Brýle nízké, dlouhé, 2-dílné

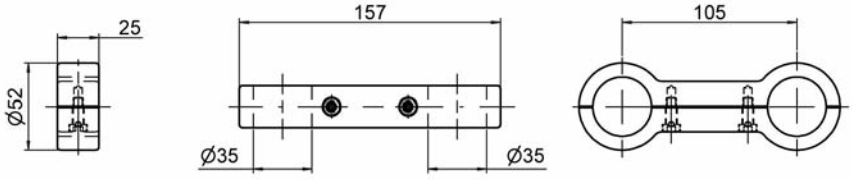

Trubková spojka, 1-dílná

Art.-Nr. 2305

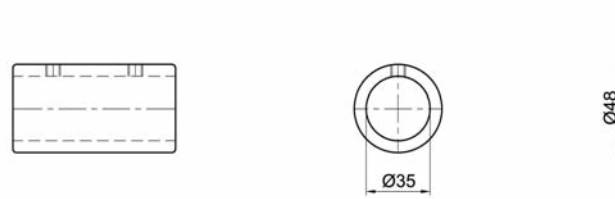

Závěs otevřený, 1-dílný

Art.-Nr. 2410 a

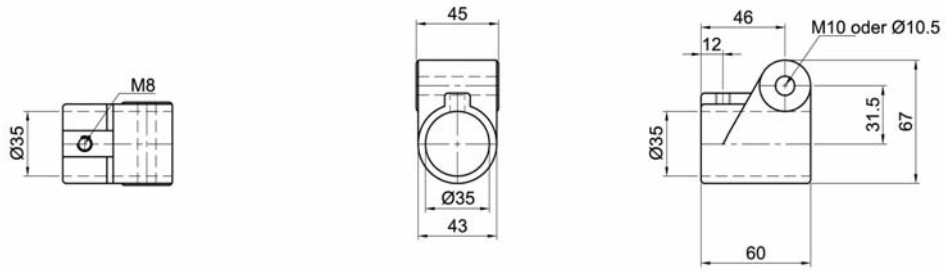

Závěs uzavřený, 1-dílný

Art.-Nr. 2411 a

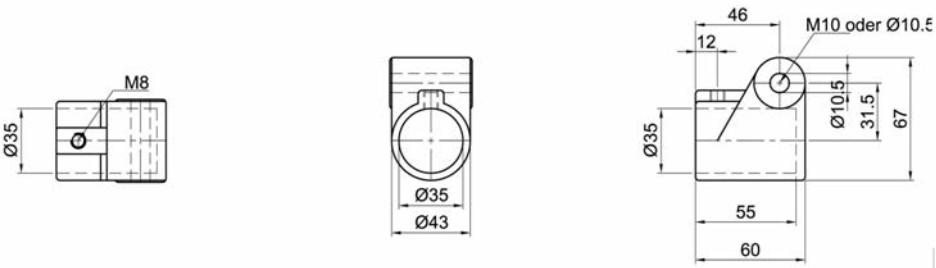

2411 a + 2411 a

2410 a + 2411 a

2410 a +2410 a

Pant 35 x 35 lze volit 90° nebo 180°

Art.-Nr. 2230

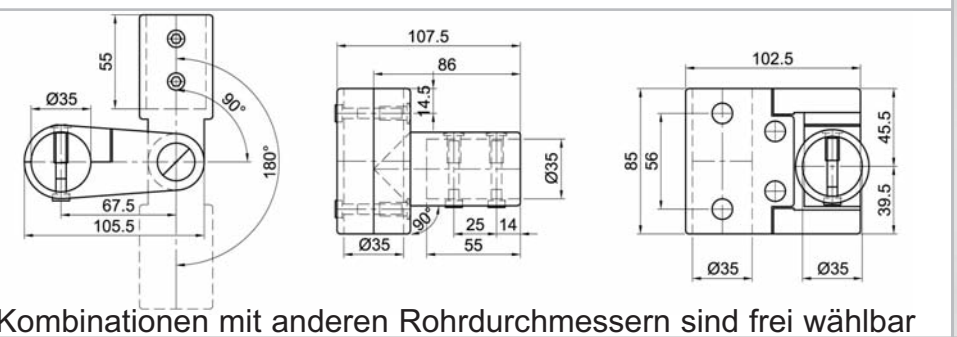

Kombinationen mit anderen Rohrdurchmessern sind frei wählbar

Schéma stavby zábradlí
Ø 35 mm

Railing-system, typical example

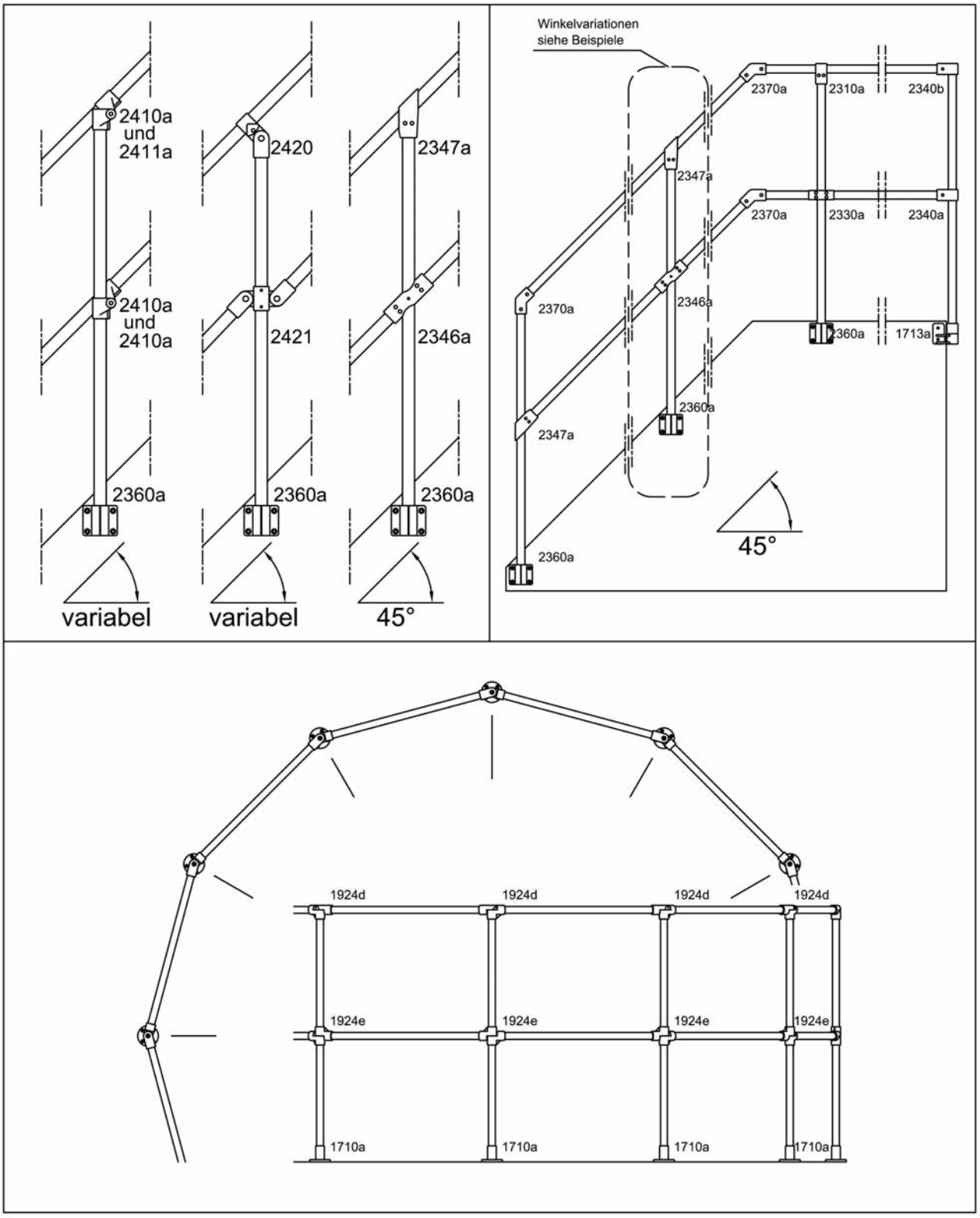

Auf Wunsch liefern wir die passenden Rohre nach Ihrer Aufbauzeichnung.
We are able to provide a pre-cut delivery service for all tubing,
according to your requirements.

Spojky pro trubky rozměru

Ø 40 mm

Connectors for tubular diameters

Přehled Ø 40 mm
Overview

Strana 38

Nr. 1040

Nr. 2064 a

Nr. 2064 b

Nr. 1046

Nr. 2121 a

Strana 39

Nr. 1057

Nr. 1890 c

Nr. 1041


Nr. 2065 a

Nr. 1050

Strana 40

Nr. 2122 a

Nr. 1058

Nr. 3051

Nr. 3052

Nr. 1045

Strana 41

Nr. 3041

Nr. 2063 a

Nr. 1049

Nr. 3042

Nr. 1062

Strana 42

Nr. 2103 a

Nr. 2104 a

Nr. 2114 b

Nr. 2114 a

Nr. 2071 a

Strana 43


Nr. 2066 a

Nr. 1042

Nr. 1063 c

Nr. 1063 a

Nr. 3043

Strana 44

Nr. 3048

Nr. 1043 a

Nr. 1043


Nr. 2067 a

Nr. 2068 a

Strana 45


Nr. 1048

Nr. 1691 c

Nr. 1047

Nr. 1044

Nr. 1044 a

Strana 46

Nr. 1044 b

Nr. 1044 c

Nr. 2123 a

Nr. 1044 e

Nr. 1044 f

Strana 47

Nr. 2132 a

Nr. 3050

Nr. 1055

Nr. 1056

Nr. 3045

Strana 48

Nr. 3045 a

Nr. 1059

Nr. 1059 a

Nr. 1052

Nr. 1030

Strana 49

Nr. 2111 a

Nr. 2110 a

Nr. 2112 a

Nr. 2113 a

Nr. 2111 a + Nr. 2113 a

Strana 49

Nr. 2112 a + Nr. 2110 a

Nr. 2111 a + Nr. 2112 a

Nr. 2110 a + Nr. 2113 a

Strana 50

Nr. 2410 b

Nr. 2230

Nr. N1

Nr. N1

Art.-Nr. 1040 T-spojka, 2-dílná

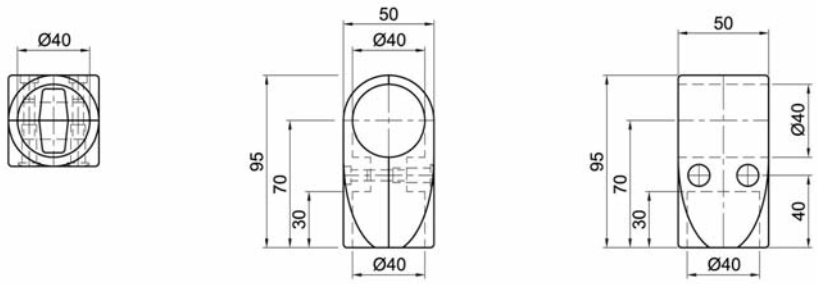

Art.-Nr. 2064 a T-spojka, 1-dílná

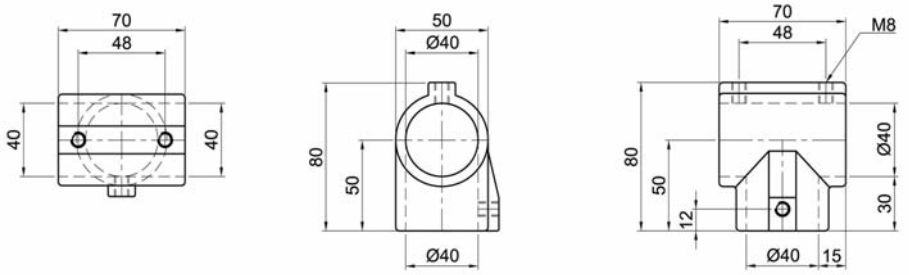

Art.-Nr. 2064 b T-spojka, 1-dílná

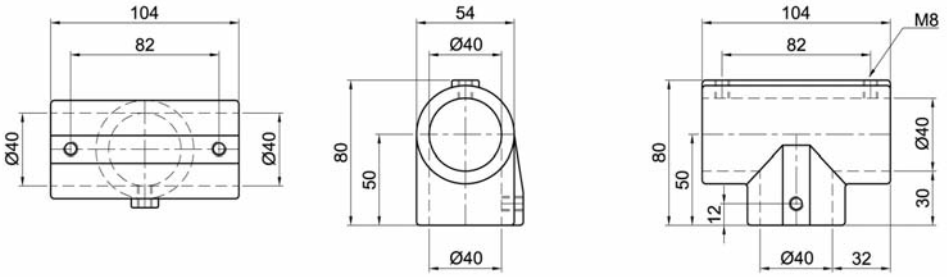

Art.-Nr. 1046 T-spojka 45°/135°, 2-dílná

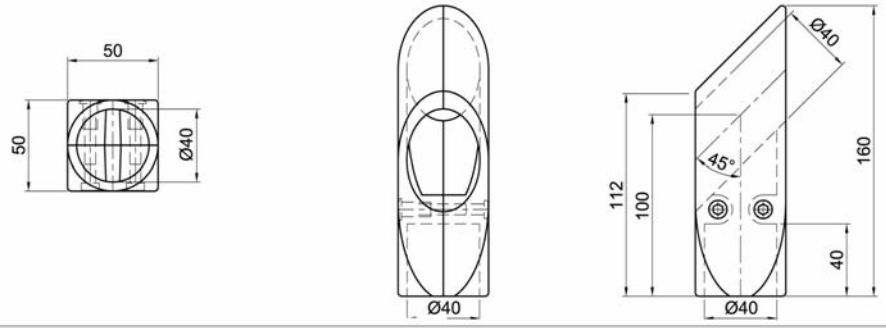

Art.-Nr. 2121 a T-spojka kloubová, 1-dílná

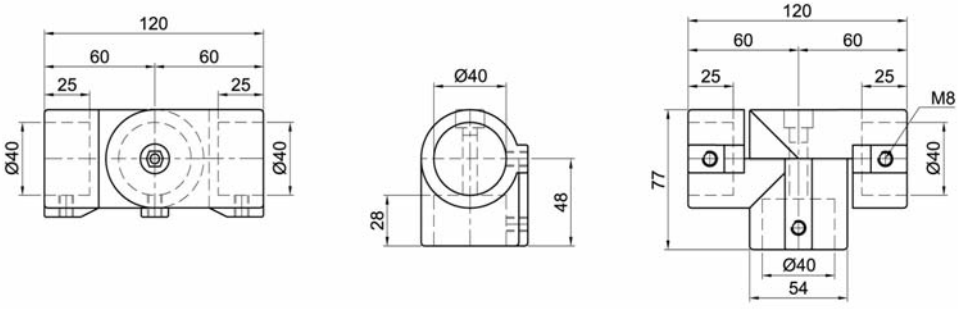

T-spojka kloubová, 2-dílná

Art.-Nr. 1057

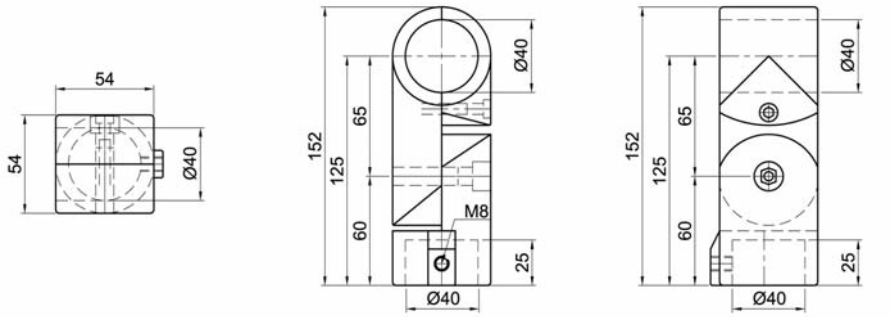

T-spojka 45°/135°, 2-dílná

Art.-Nr. 1890 c

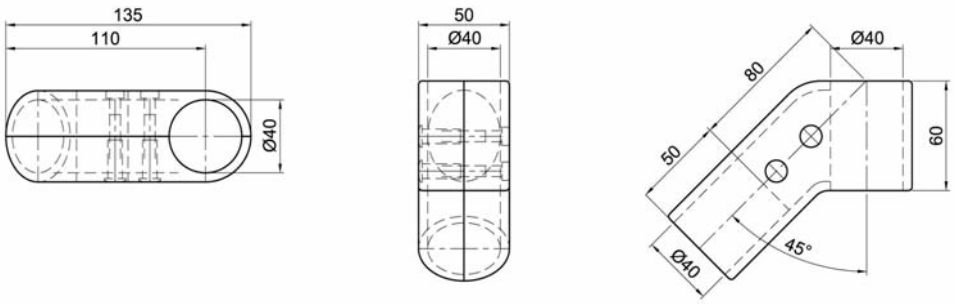

Křížová spojka, 2-dílná

Art.-Nr. 1041

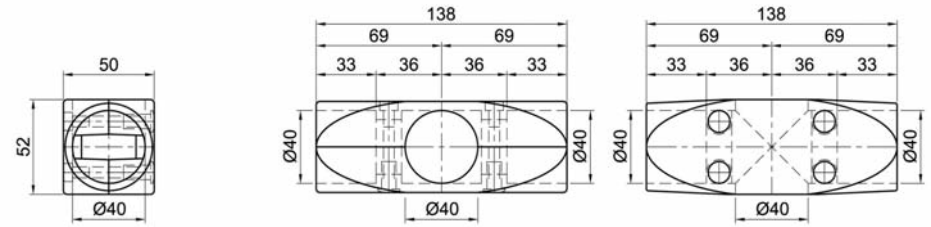

Křížová spojka, 1-dílná

Art.-Nr. 2065 a

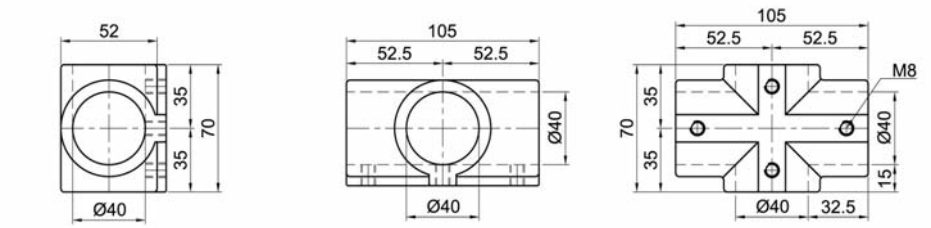

Křížová spojka 45°/135°, 2-dílná

Art.-Nr. 1050

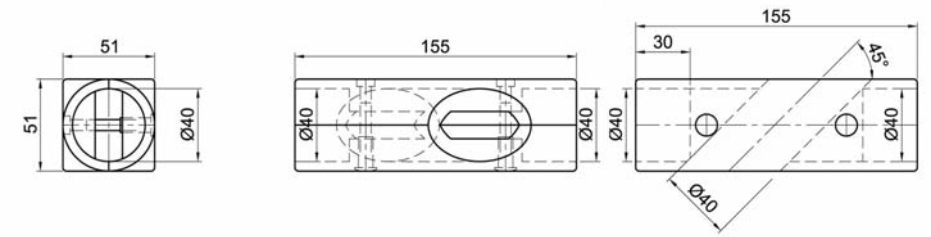



Art.-Nr. 2122 a Křížová spojka kloubová, 1-dílná

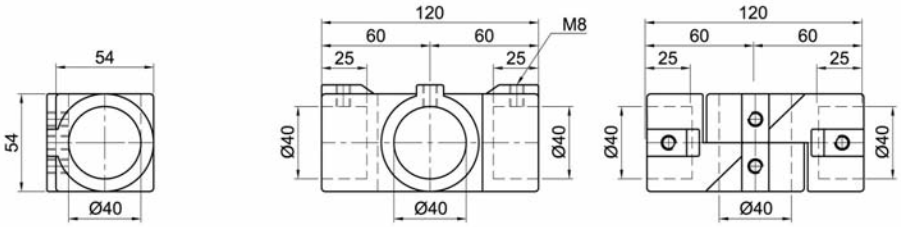

Art.-Nr. 1058 Křížová spojka kloubová, 1-dílná

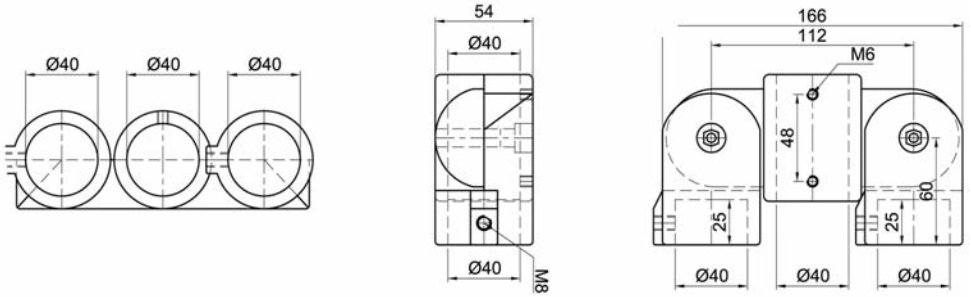



Art.-Nr. 3051 Křížová spojka, 5-otvorů, 1-dílná

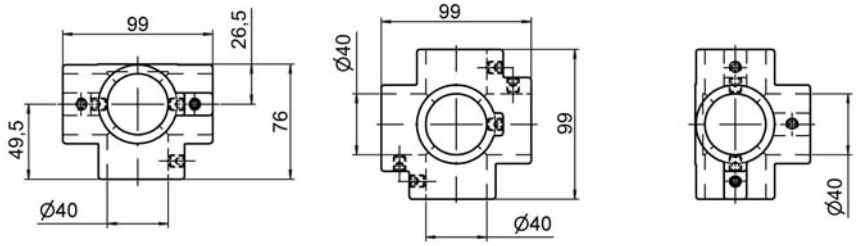



Art.-Nr. 3052 Křížová spojka, 6-otvorů, 1-dílná

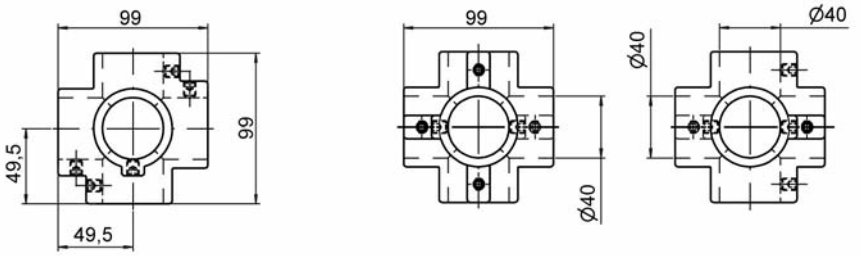

Art.-Nr. 1045 Rohová spojka 90°, 2-dílná

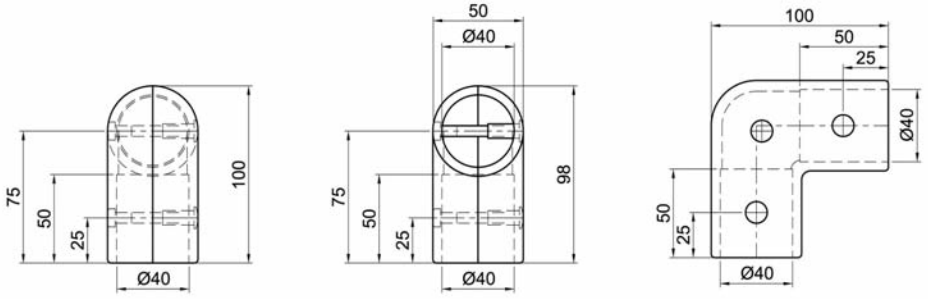

Rohová spojka 90°, 2-dílná

Art.-Nr. 3041

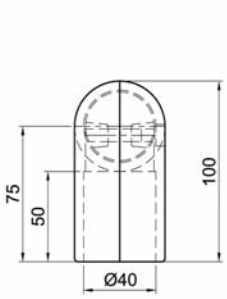

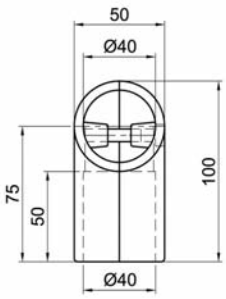

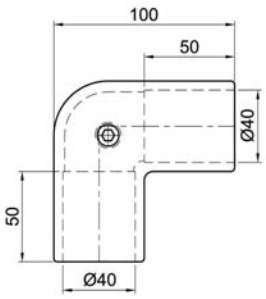

Rohová spojka 90°, 1-dílná

Art.-Nr. 2063 a

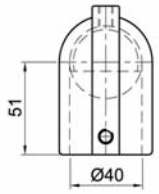

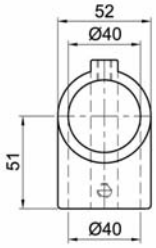

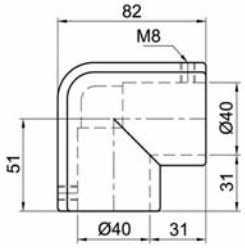

Rohová spojka 45°/135°, 2-dílná

Art.-Nr. 1049

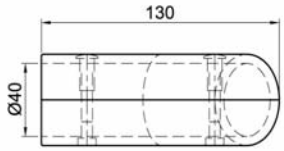

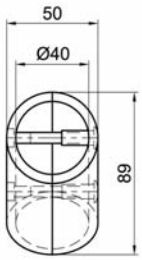

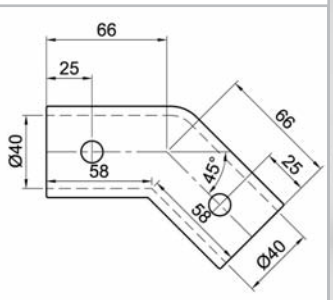

Rohová spojka 64°, 2-dílná

Art.-Nr. 3042

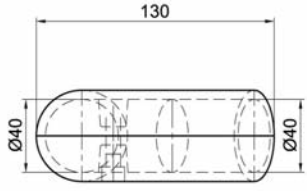

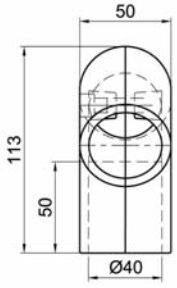

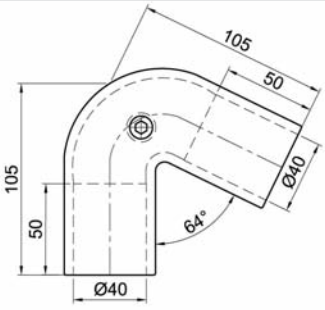

Rohová spojka 45°/135°, 2-dílná

Art.-Nr. 1062

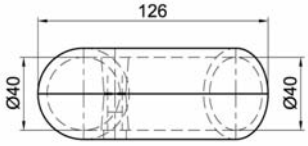

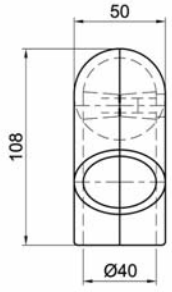

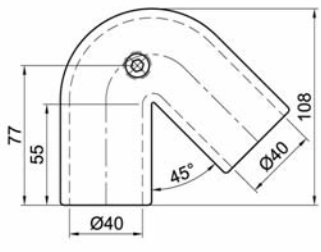

Art.-Nr. 2103 a Rohová spojka 30°/150°, 1-dílná

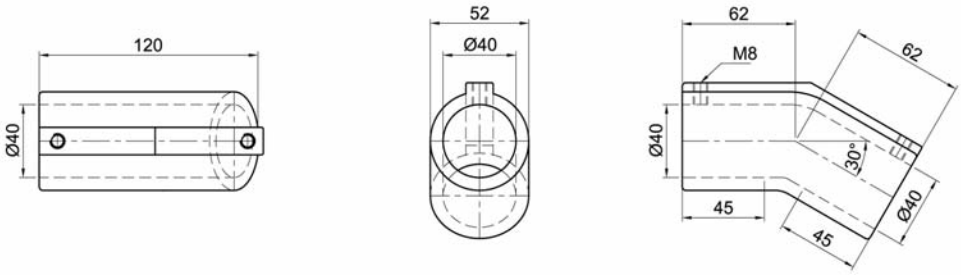

Art.-Nr. 2104 a Rohová spojka 60°, 1-dílná

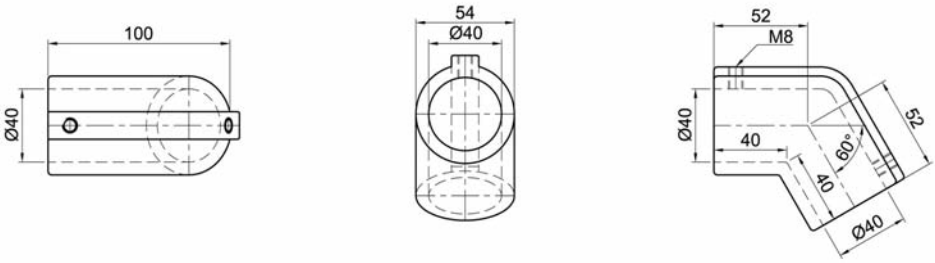

Art.-Nr. 2114 b Rohová spojka, kloub stavitelný, 1-dílná

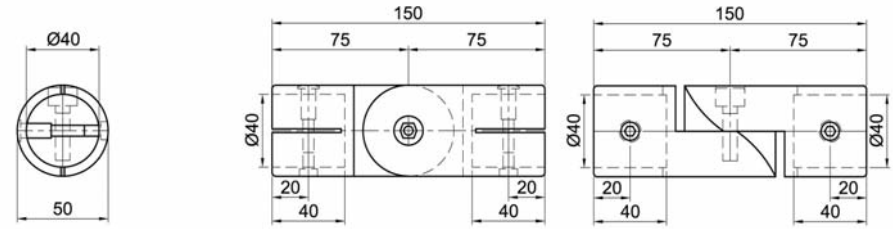

Art.-Nr. 2114 a Rohová spojka, kloub stavitelný, 1-dílná

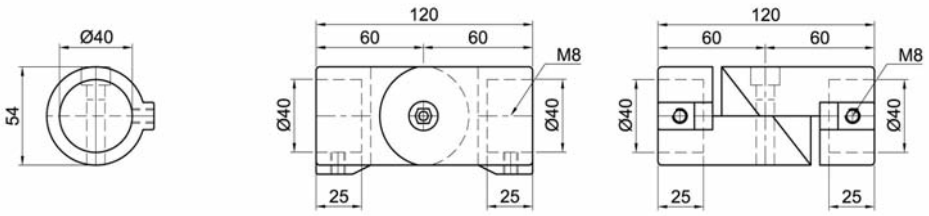

Art.-Nr. 2071 a Rohová spojka 90°, koncová, 1-dílná

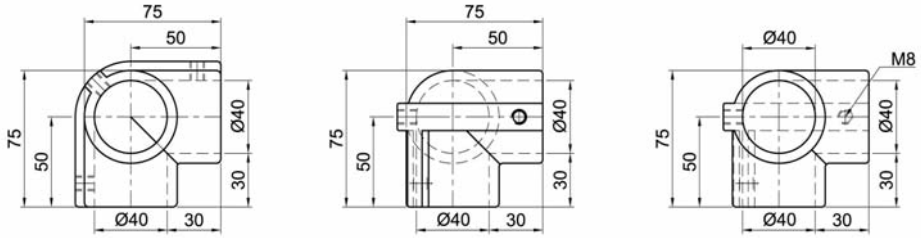

Rohová spojka 90°, otevřená, 1-dílná Art.-Nr. 2066 a

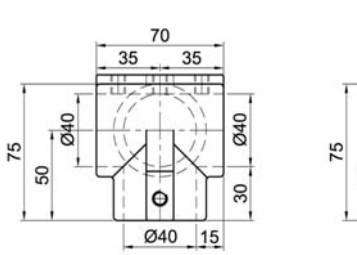

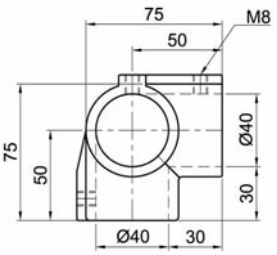

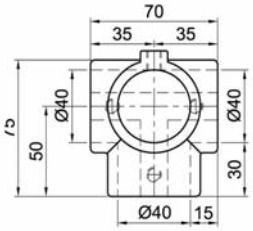

Rohová spojka 90°, otevřená, 1-dílná Art.-Nr. 1042

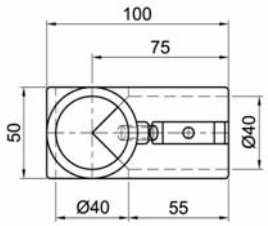

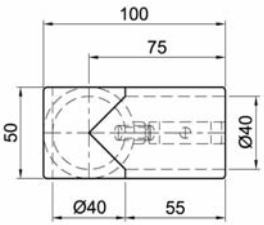

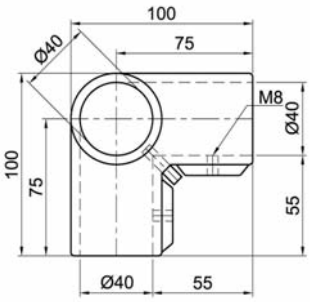

Rohová spojka 90°, koncová, 2-dílná Art.-Nr. 1063 c

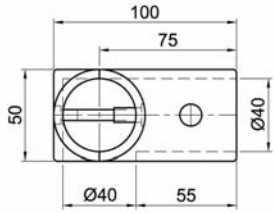

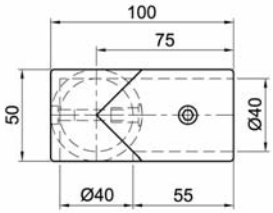

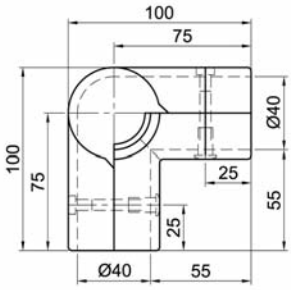

Rohová spojka 90°, otevřená, 2-dílná Art.-Nr. 1063 a

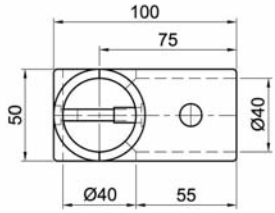

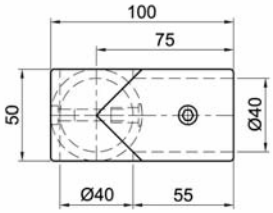

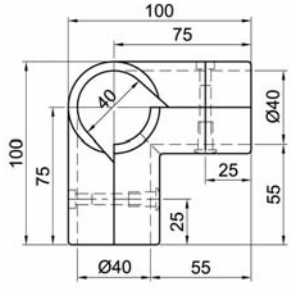

Rohová spojka 64°, koncová, 2-dílná Art.-Nr. 3043

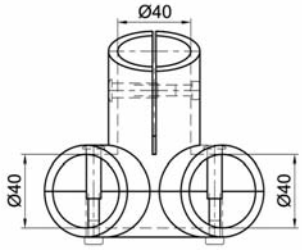

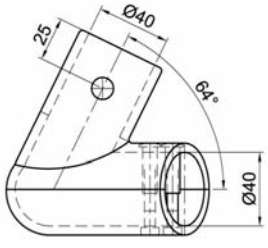

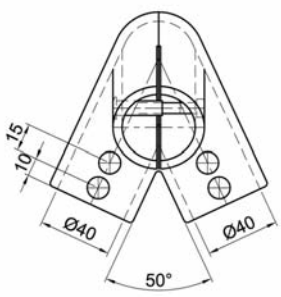

Art.-Nr. 3048 Spojka Y, 70°, 2-dílná

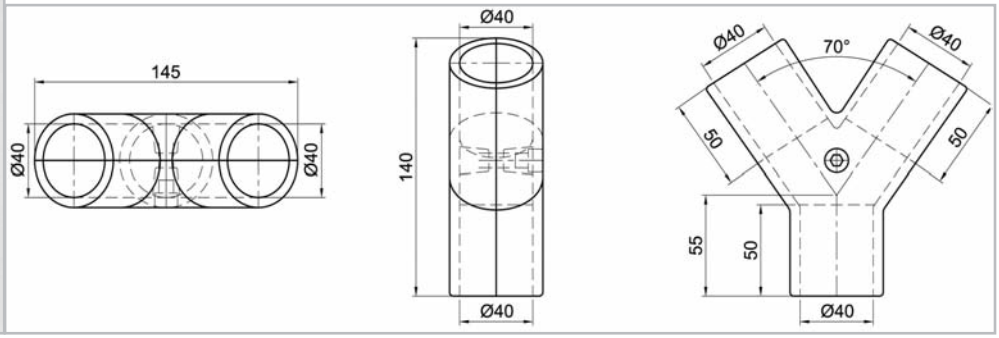

Art.-Nr. 1043 a Příruba, 1-dílná

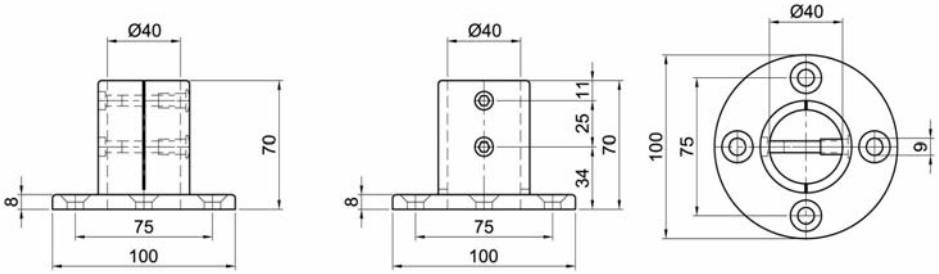

Art.-Nr. 1043 Příruba, 1-dílná

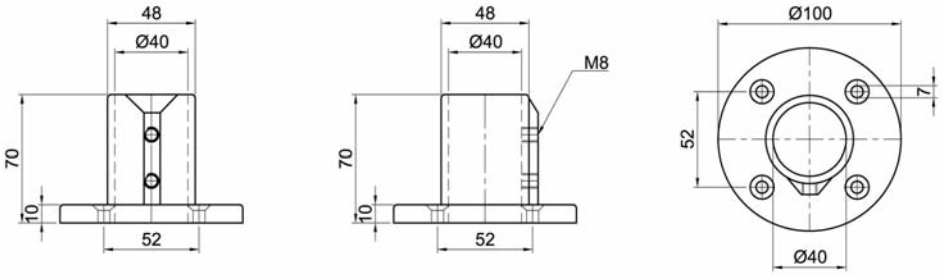

Art.-Nr. 2067 a Příruba, 1-dílná

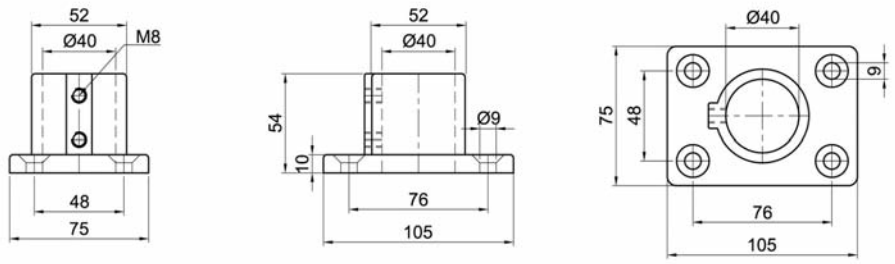

Art.-Nr. 2068 a Příruba, 1-dílná, horní+boční uchycení

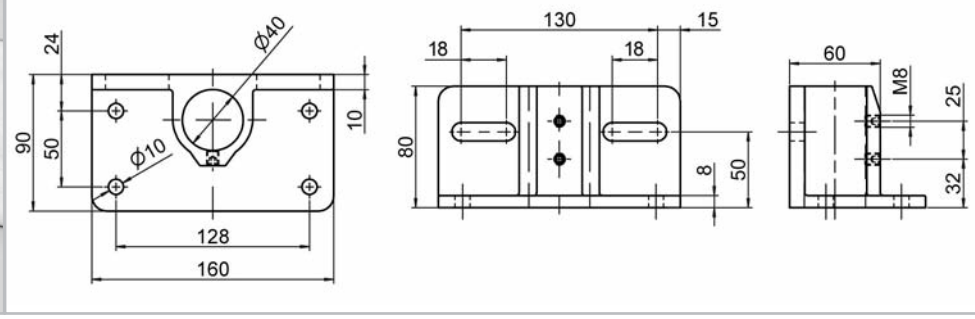

Příruba, 1-dílná

Art.-Nr. 1048

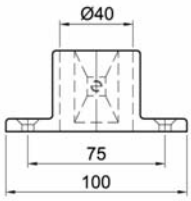

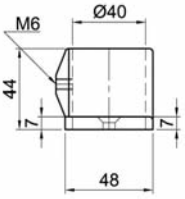

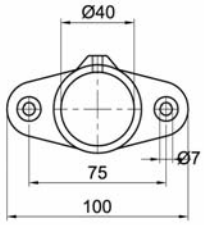

Příruba, 1-dílná

Art.-Nr. 1691 c

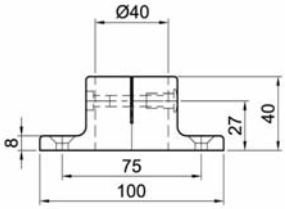

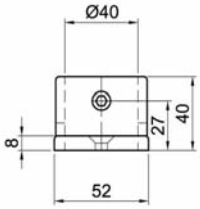

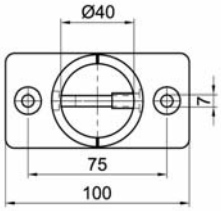

Příruba stavitelná, 1-dílná

Art.-Nr. 1047

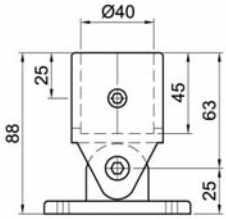

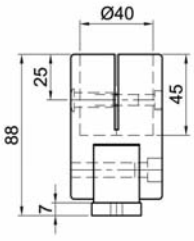

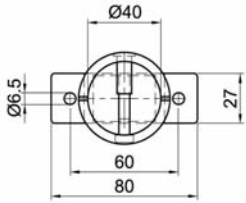

Příruba boční, 1-dílná

Art.-Nr. 1044

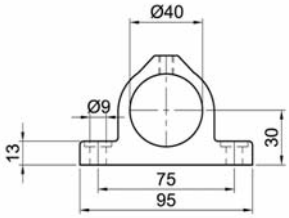

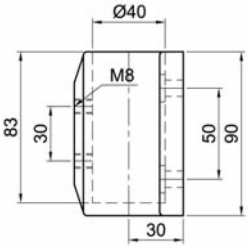

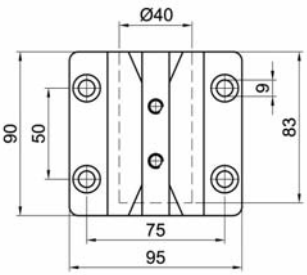

Příruba boční, průběžná 1-dílná

Art.-Nr. 1044 a

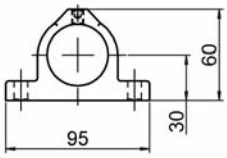

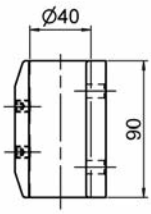

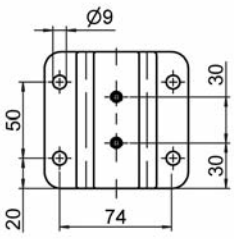

Art.-Nr. 1044 b Příruba boční, 1-dílná

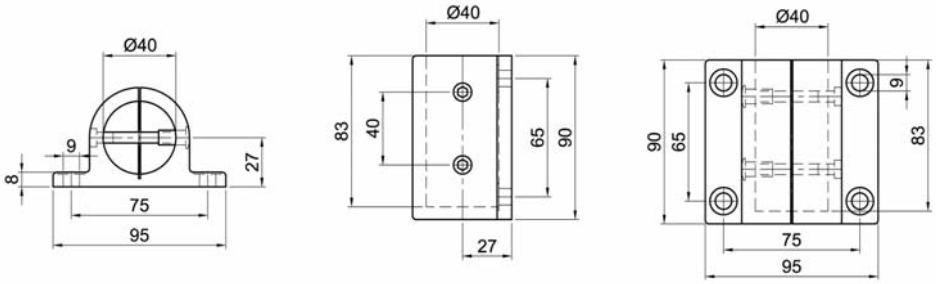

Art.-Nr. 1044 c Příruba boční, 1-dílná

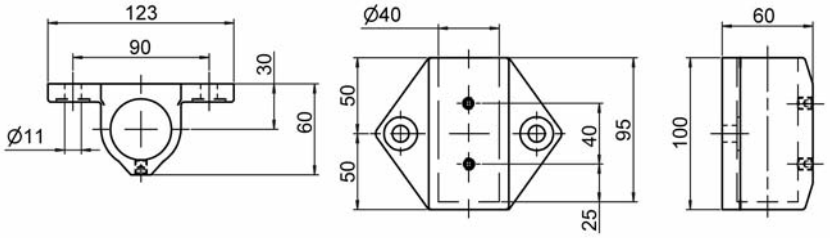

Art.-Nr. 2123 a Příruba boční, 1-dílná

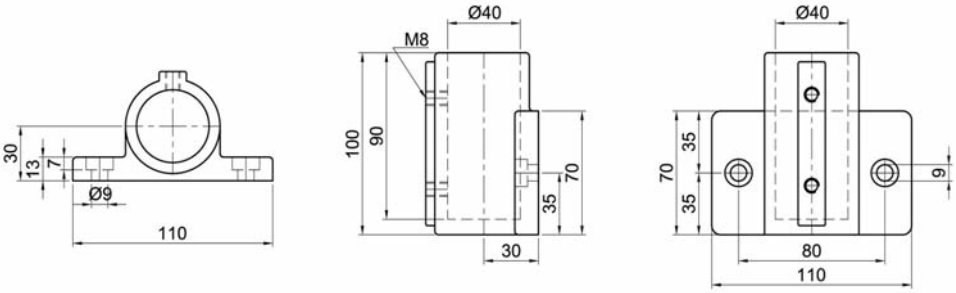

Art.-Nr. 1044 e Příruba boční, 1-dílná

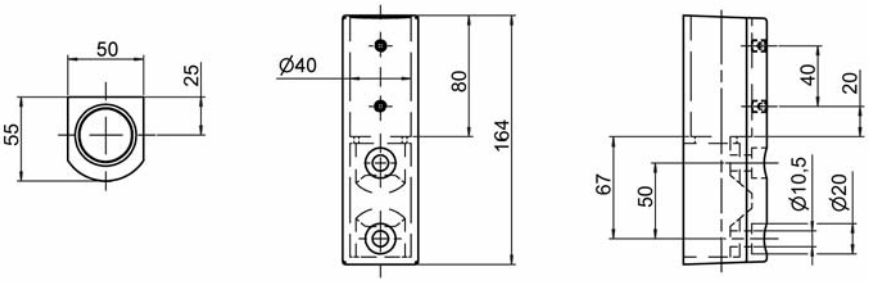

Art.-Nr. 1044 f Příruba boční, 1-dílná

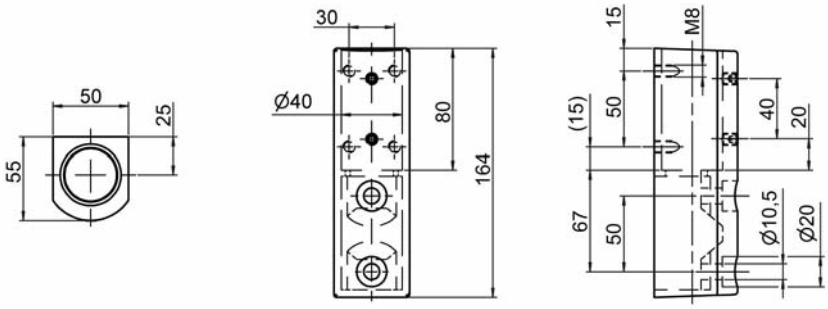

Příruba hranová, 1-dílná

Art.-Nr. 2132 a

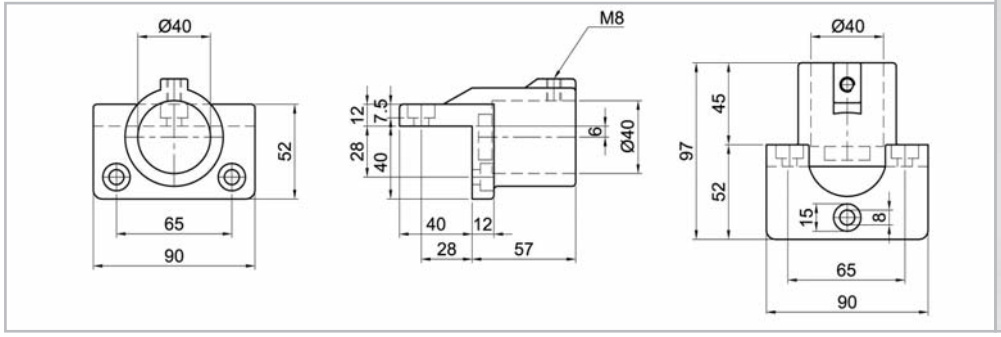

Příruba rohová, 1-dílná

Art.-Nr. 3050

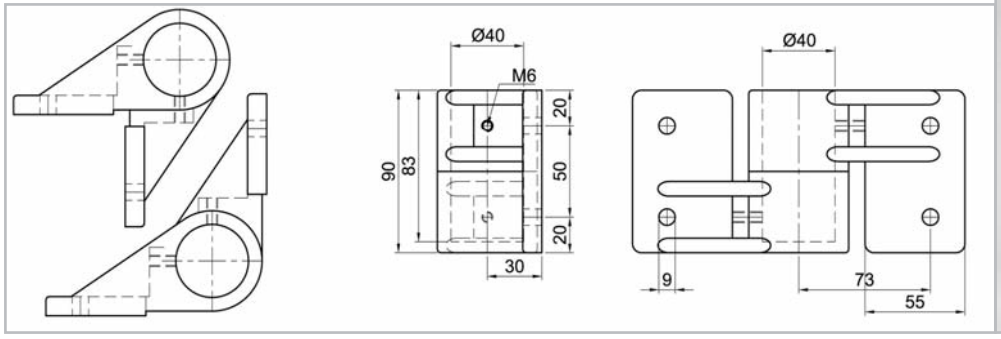

Příruba ukončení, 1-dílná

Art.-Nr. 1055

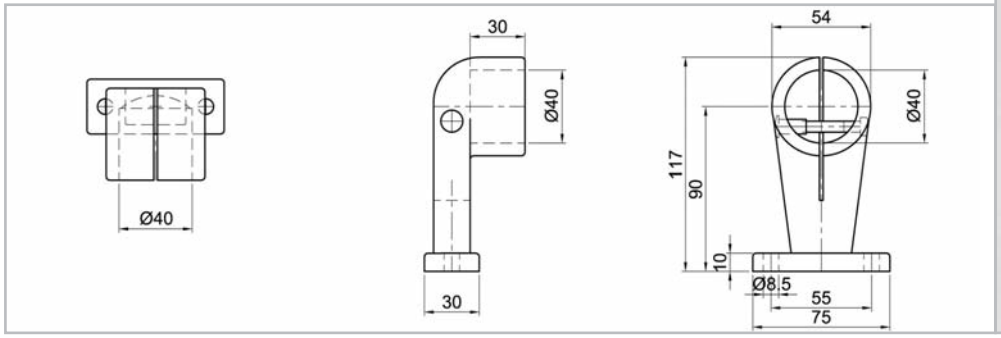

Středová vzpěra, 1-dílná

Art.-Nr. 1056

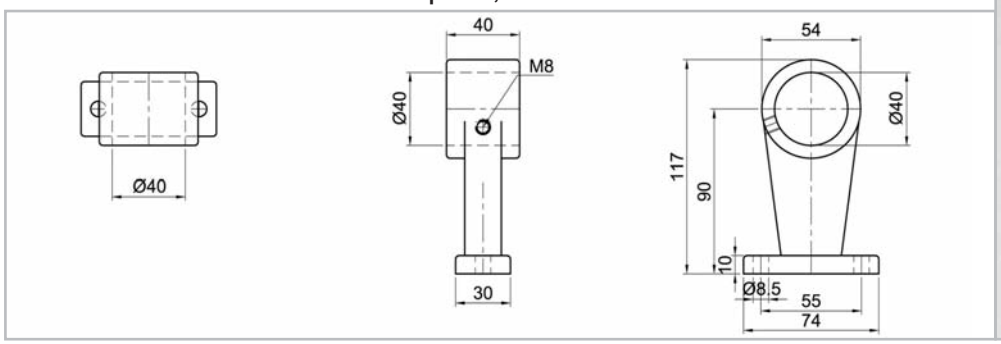



Držák skla, 2-dílný

Art.-Nr. 3045

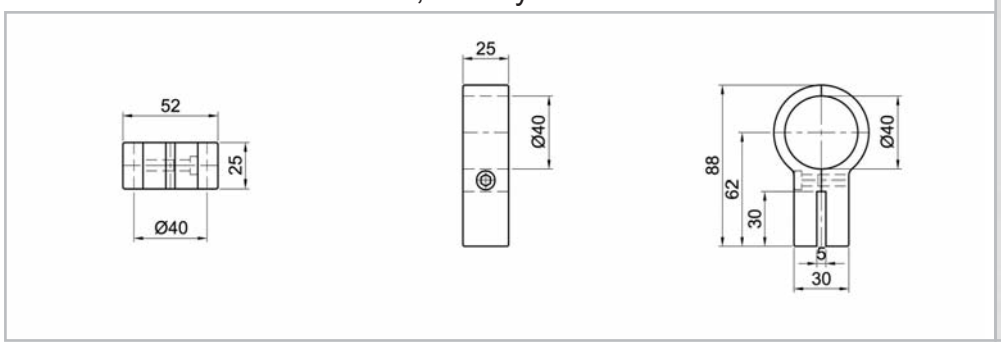

Ø 40 mm

Art.-Nr. 3045 a Držák skla dvojitý, 2-dílný

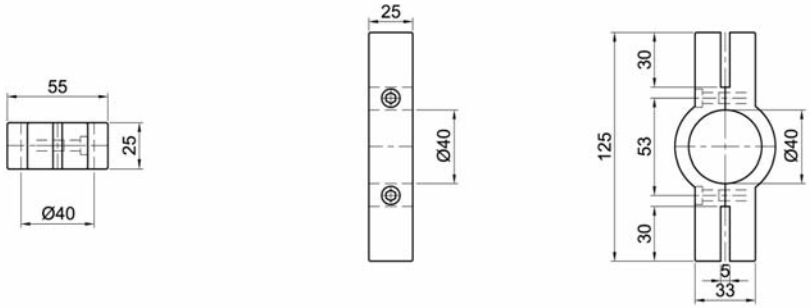

Art.-Nr. 1059 Uchycení, 2-dílné

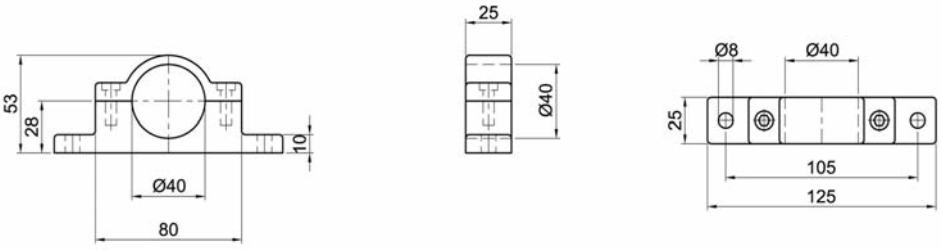

Art.-Nr. 1059 a Uchycení, 2-dílné

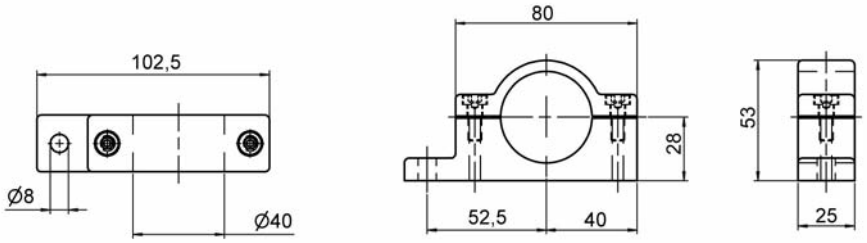

Art.-Nr. 1052 Brýle nízké dlouhé, 2-dílné

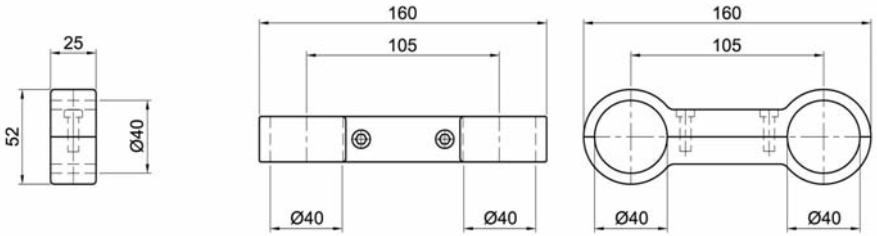

Art.-Nr. 1030 Trubková spojka, 1-dílná

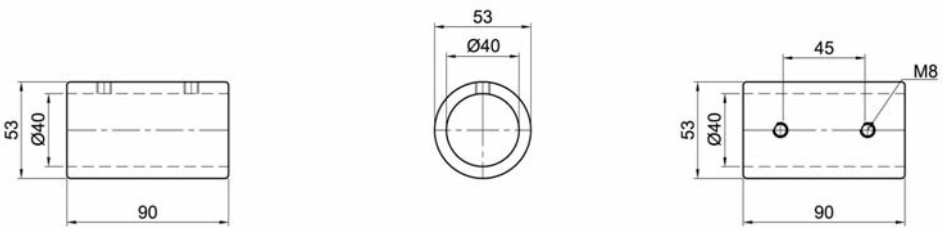

Spojka pro křížový spoj-W, koncová, 1-dílná Art.-Nr. 2111 a

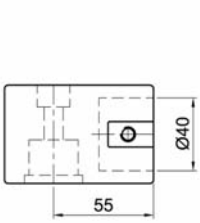

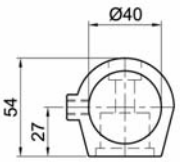

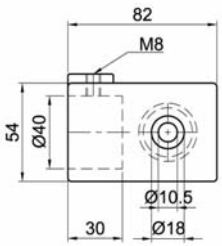

Spojka pro křížový spoj-W, průběžná, 1-dílná Art.-Nr. 2110 a

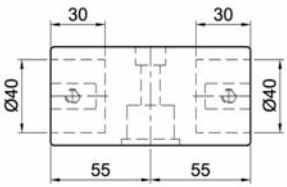

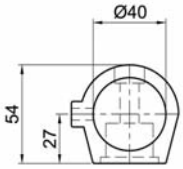

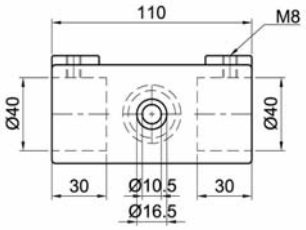

Spojka pro křížový spoj-S, průběžná, 1-dílná Art.-Nr. 2112 a

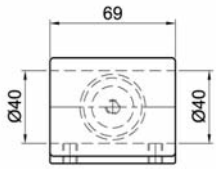

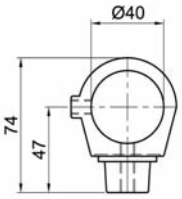

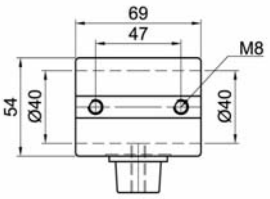

Spojka pro křížový spoj-S, koncová, 1-dílná Art.-Nr. 2113 a

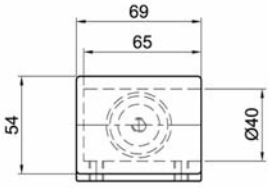

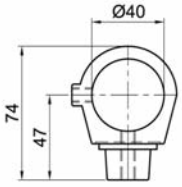

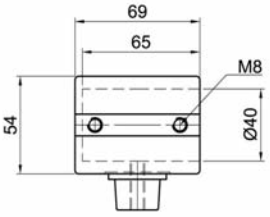

2111 a + 2113 a

2112 a + 2110 a

2111 a + 2112 a

2110 a + 2113 a

Ø
40
mm

Art.-Nr. 2410 b Spojka pro závěs, otevřená, 1-schalig

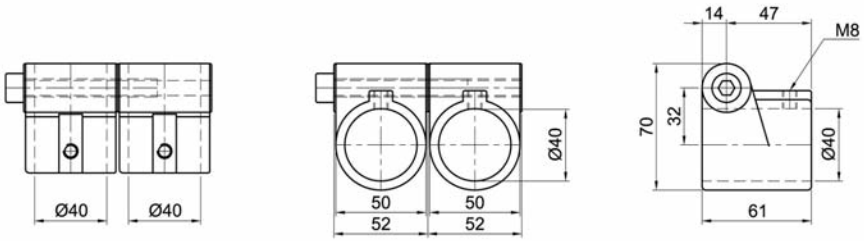

Art.-Nr. 2230 Pant 40 x 40 180°

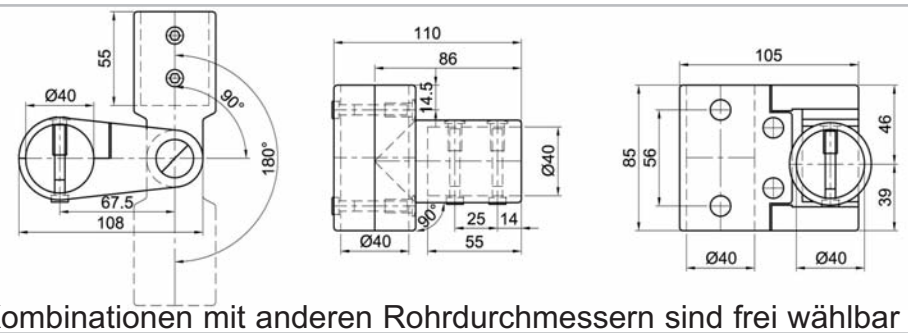

Kombinationen mit anderen Rohrdurchmessern sind frei wählbar

Art.-Nr. N1 Spojka -T pro připojení

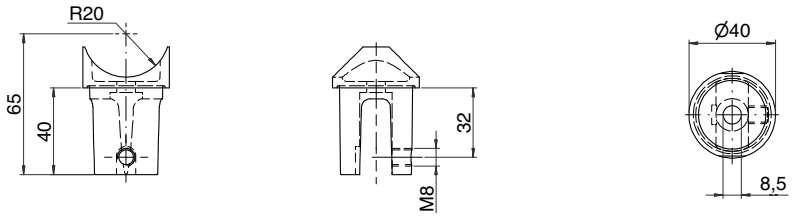

Spojeno nýtovací maticí

N1 Anwendung

Schéma stavby zábradlí
Ø 40 mm

Railing-system, typical example

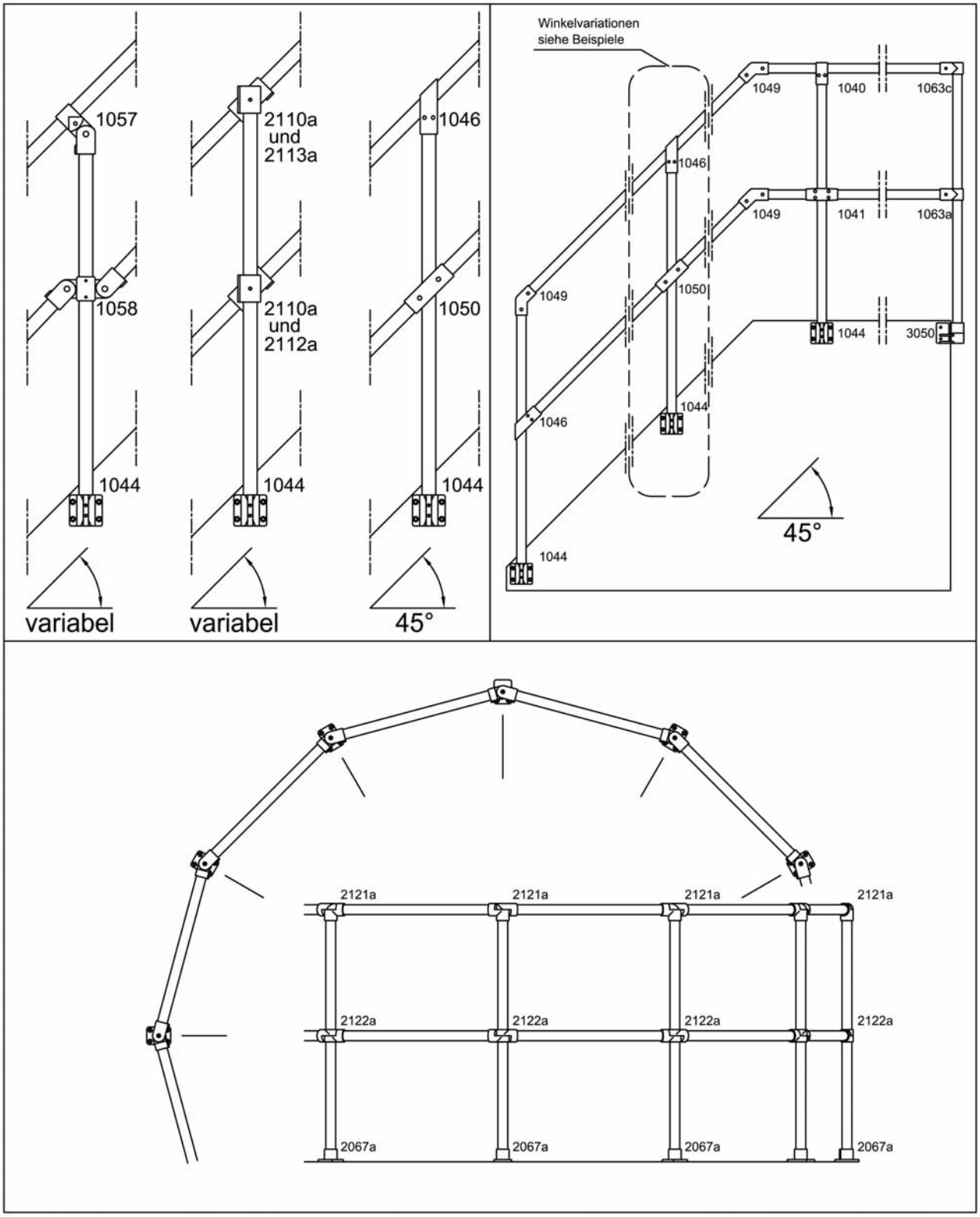

Auf Wunsch liefern wir die passenden Rohre nach Ihrer Aufbauzeichnung.
We are able to provide a pre-cut delivery service for all tubing,
according to your requirements.

Spojky pro trubky rozměru

Ø 43 mm / 1 1/4˝

Connectors for tubular diameters

Přehled Ø 43 mm
Overview 1 1/4“

Strana 54

Nr. 2040

Nr. 2064

Nr. 2121

Nr. 2129

Nr. 2046

Strana 55

Nr. 2041


Nr. 2065

Nr. 2050

Nr. 2122

Nr. 2130

Strana 56

Nr. 2051

Nr. 2052

Nr. 2045

Nr. 2063

Nr. 2104

Strana 57

Nr. 2103

Nr. 2114

Nr. 2071


Nr. 2066


Nr. 2067

Strana 58

Nr. 2068

Nr. 2044 c

Nr. 2123

Nr. 2132

Nr. 2133

Strana 59

Nr. 2135


Nr. 2136

Nr. 2137

Nr. 2137 a

Nr. 2060

Strana 60

Nr. 2111

Nr. 2110

Nr. 2112

2113

Nr. 2110 + Nr. 2113

Strana 60

Nr. 2112+ Nr. 2110

Nr. 2111+ Nr. 2112

Nr. 2111+ Nr. 2113

Strana 61

Nr. 2230

Ø 43 mm 1 1/4˝

Art.-Nr. 2040 T-Spojka, 2-dílná

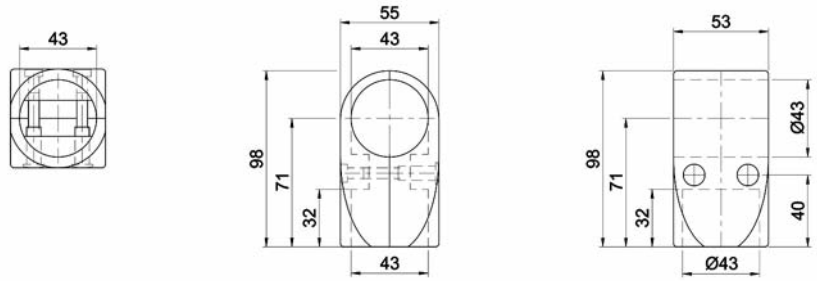

Art.-Nr. 2064 T-Spojka, 1-dílná

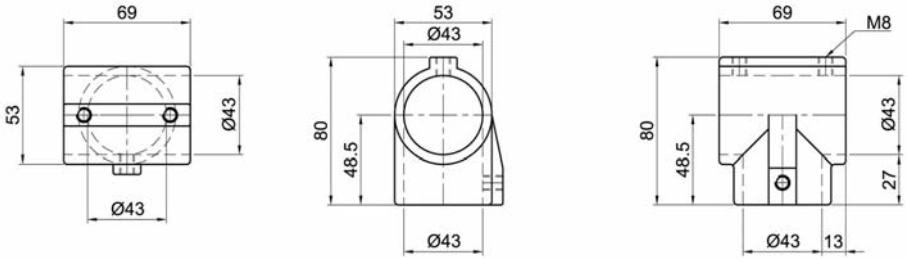

Art.-Nr. 2121 T-spojka kloubová, 1-dílná

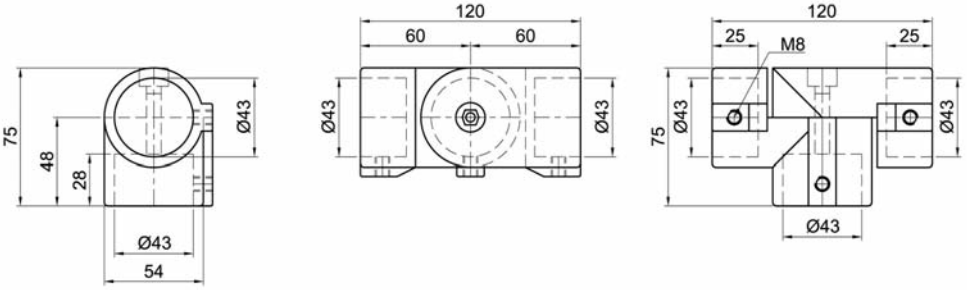

Art.-Nr. 2129 T-spojka kloubová, 2-dílná

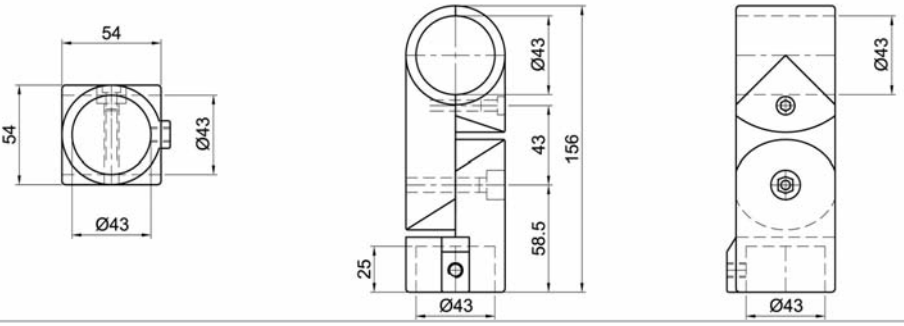

Art.-Nr. 2046 Křížová spojka 45°/135°, 2-dílná

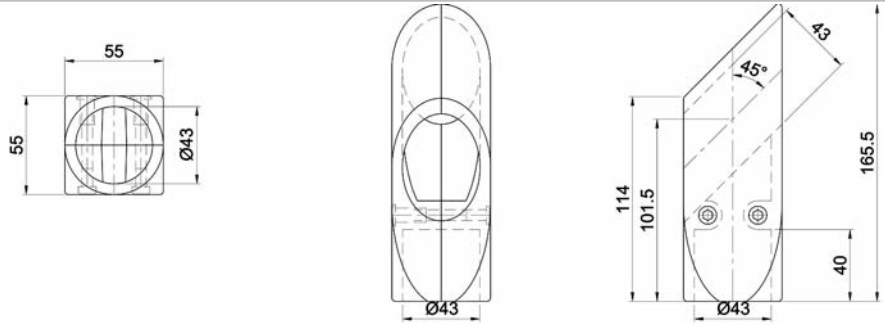

Křížová spojka, 2-dílná

Art.-Nr. 2041

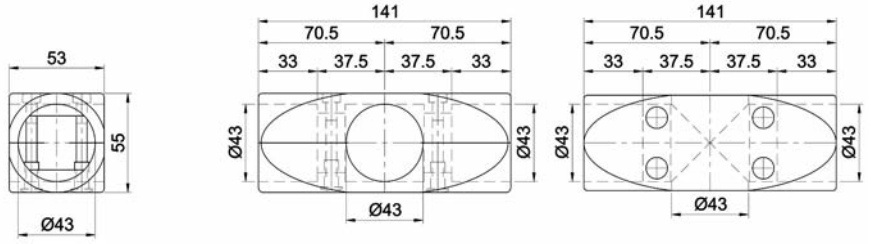

Křížová spojka, 1-dílná

Art.-Nr. 2065

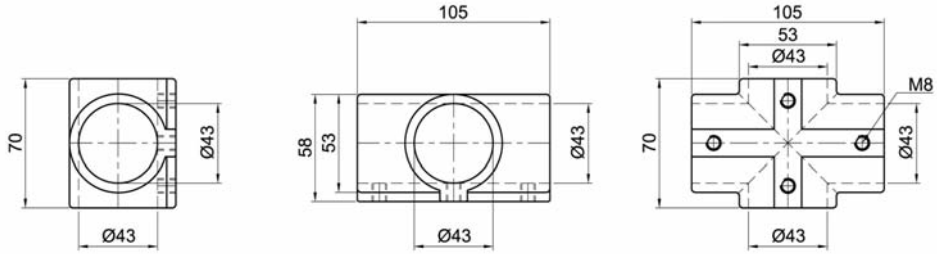

Ø 43 mm 1 1/4˝

Křížová spojka, 45°/135°, 2-dílná

Art.-Nr. 2050

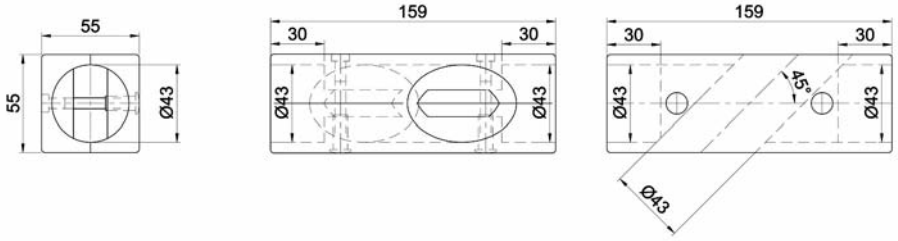

Křížová spojka kloubová, 1-dílná

Art.-Nr. 2122

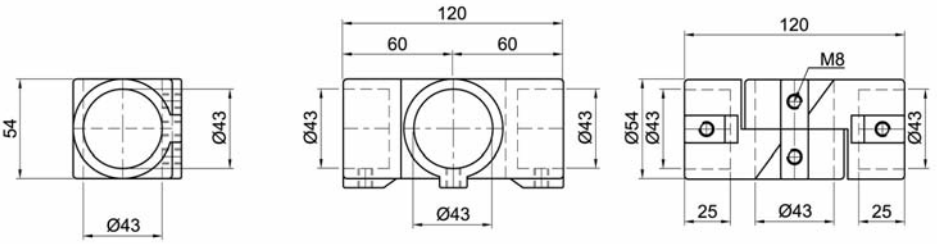

Křížová spojka kloubová, 1-dílná

Art.-Nr. 2130

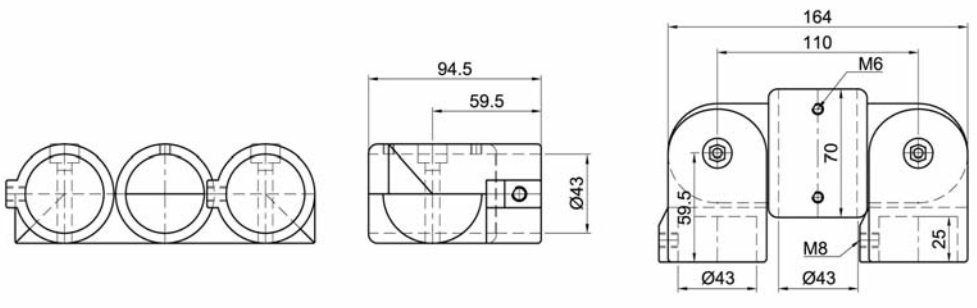

Ø 43 mm 1 1/4˝



Art.-Nr. 2051 Křížová spojka 5-otvorů, 1-dílná

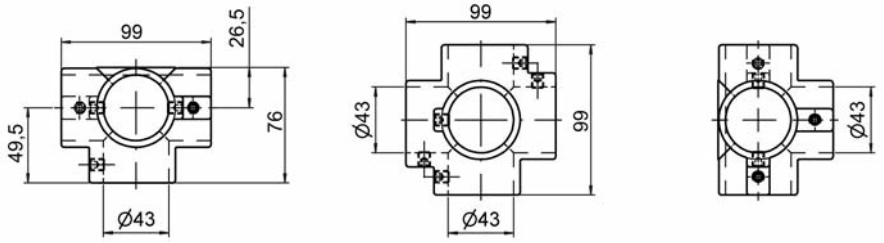



Art.-Nr. 2052 Křížová spojka 6-otvorů, 1-dílná

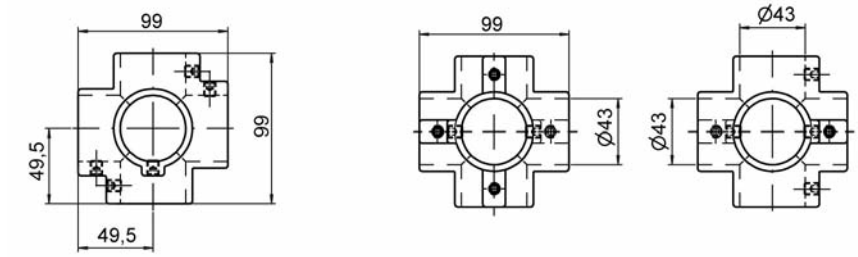

Art.-Nr. 2045 Rohová spojka 90°, 2-dílná

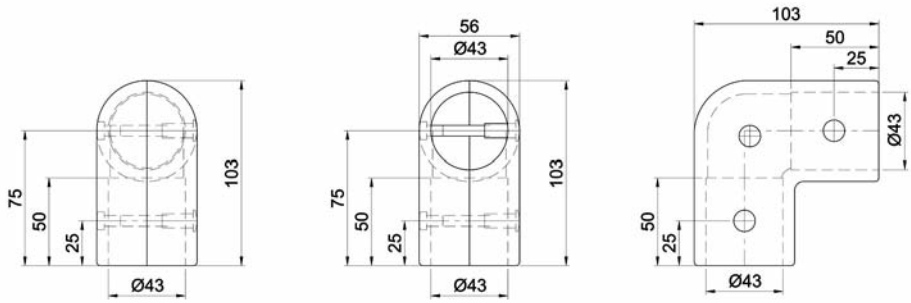

Art.-Nr. 2063 Rohová spojka 90°, 1-dílná

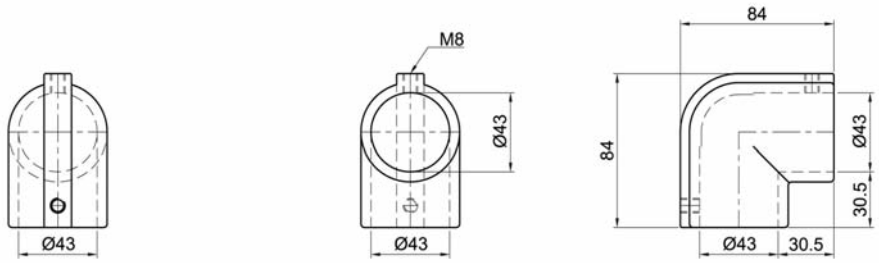



Art.-Nr. 2104 Rohová spojka 90°, 60°/120°, 1-dílná

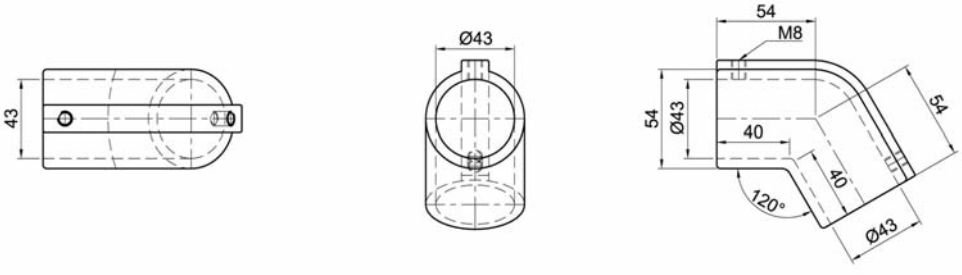

Rohová spojka 30°/150°, 1-dílná Art.-Nr. 2103

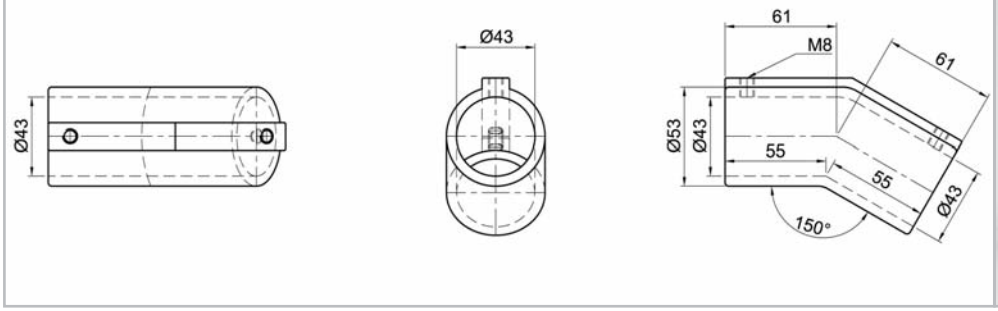

Rohová spojka, kloub stavitelný, 1-schalig Art.-Nr. 2114

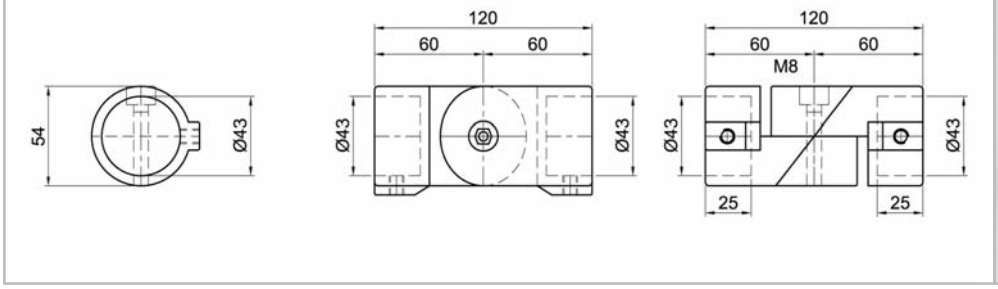

Ø 43 mm 1 1/4˝

Rohová spojka 90°, koncová, 1-dílná Art.-Nr. 2071

Rohová spojka 90°, průchozí,1-schalig Art.-Nr. 2066

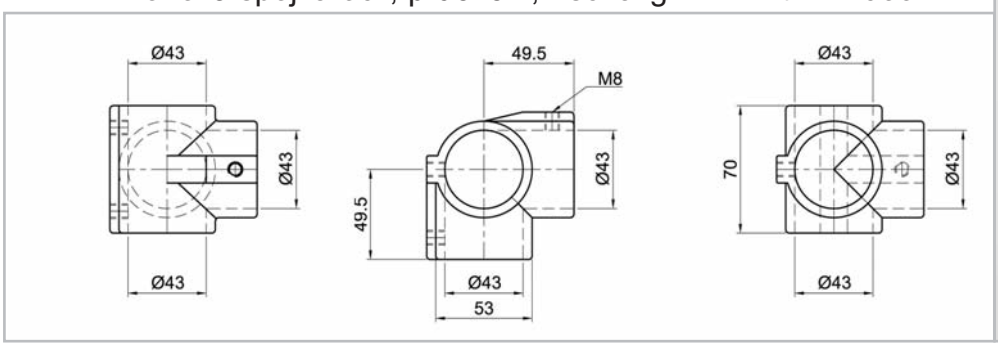



Příruba, 1-dílná Art.-Nr. 2067

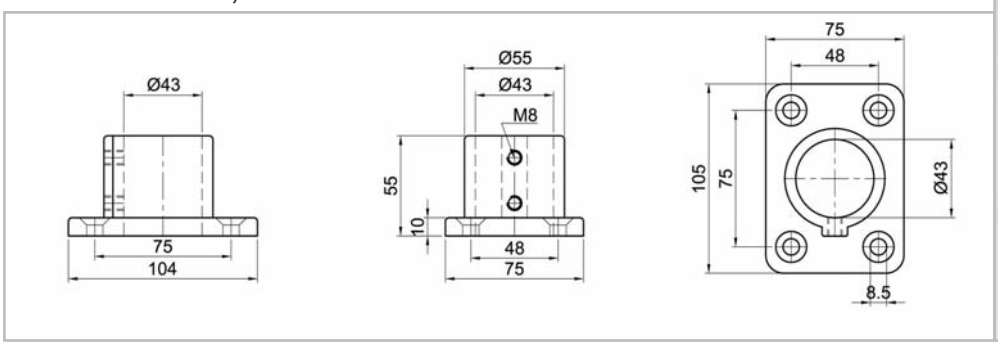

Ø 43 mm 1 1/4˝

Art.-Nr. 2068 Příruba, 1-dílná, horní+boční uchycení

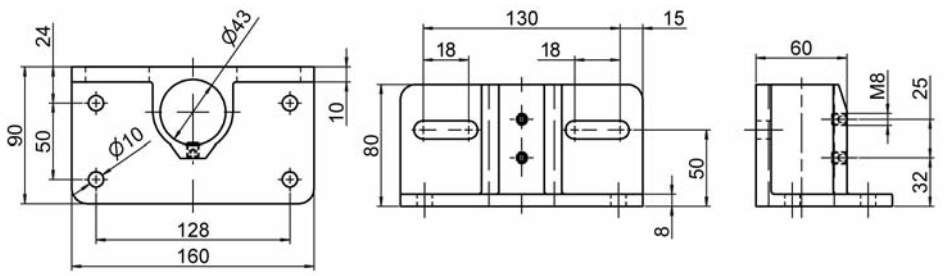

Art.-Nr. 2044 c Příruba, 1-dílná

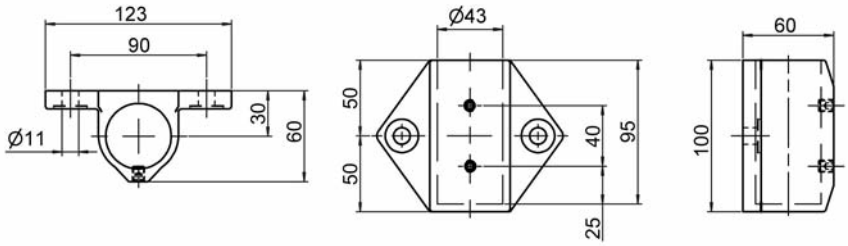

Art.-Nr. 2123 Příruba, 1-dílná

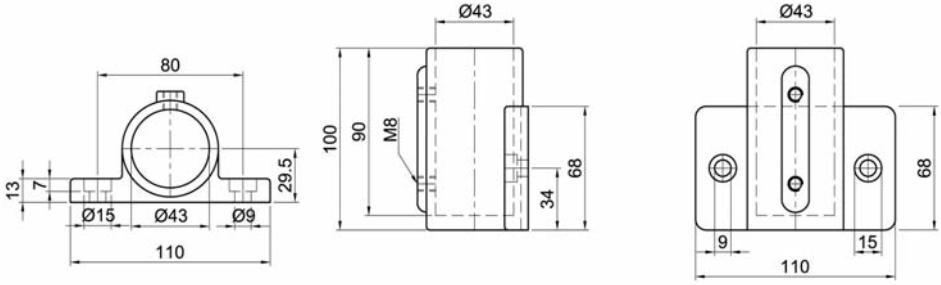

Art.-Nr. 2132 Příruba hranová, 1-dílná

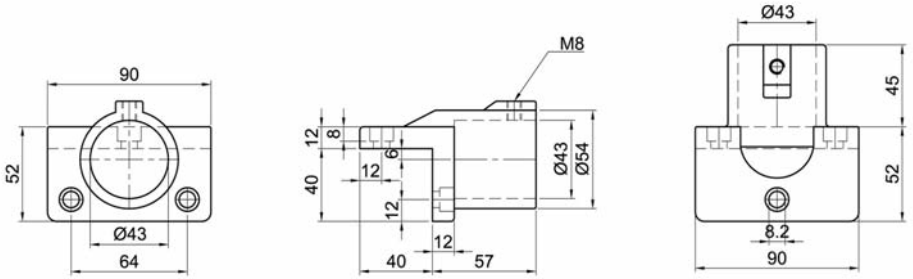

Art.-Nr. 2133 Příruba rohová, 1-dílná

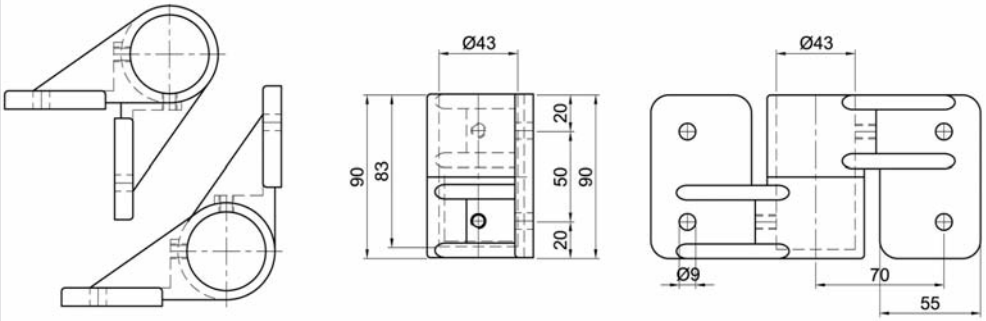

Příruba ukončení, 1-dílná

Art.-Nr. 2135

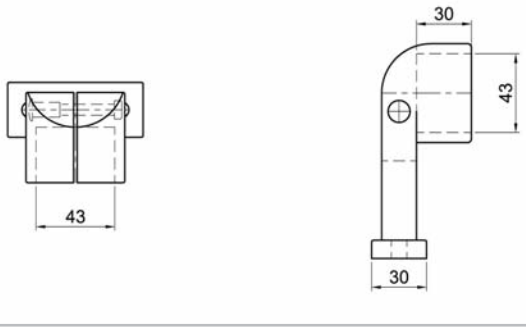

Středová vzpěra, 1-dílná

Art.-Nr. 2136

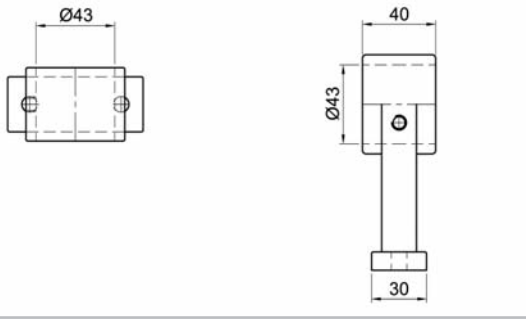



Ø 43 mm 1 1/4˝

Držák skla, 2-dílný

Art.-Nr. 2137

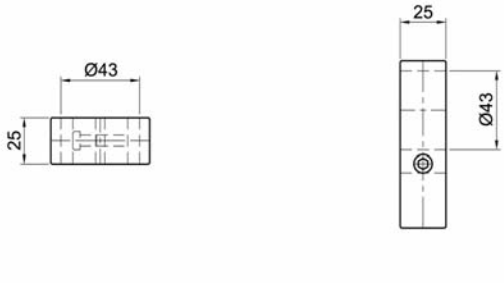

Držák skla dvojitý, 2-dílný

Art.-Nr. 2137 a

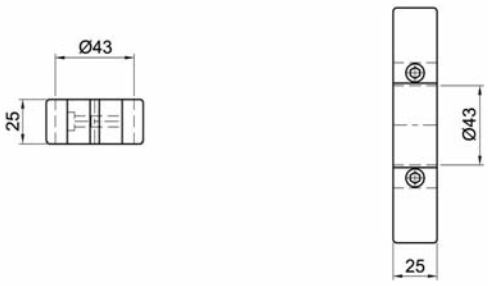

Trubková psojka, 1-dílná

Art.-Nr. 2060

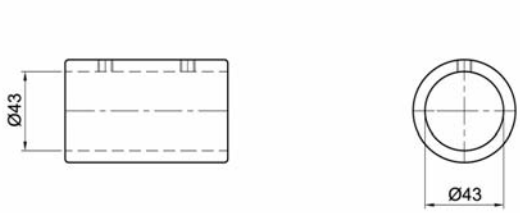

Ø 43 mm 1 1/4˝

Art.-Nr. 2111 Spojka pro křížový spoj-W, koncová, 1-dílná

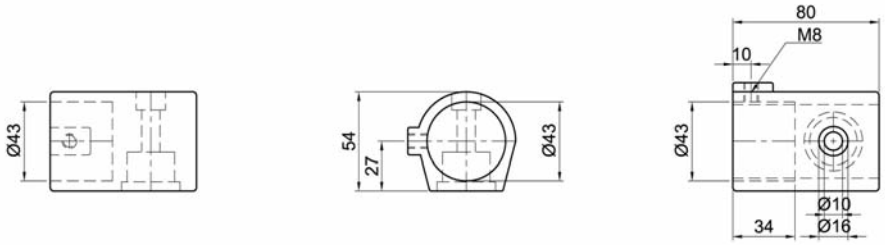

Art.-Nr. 2110 Spojka pro křížový spoj-W, průběžná, 1-dílná

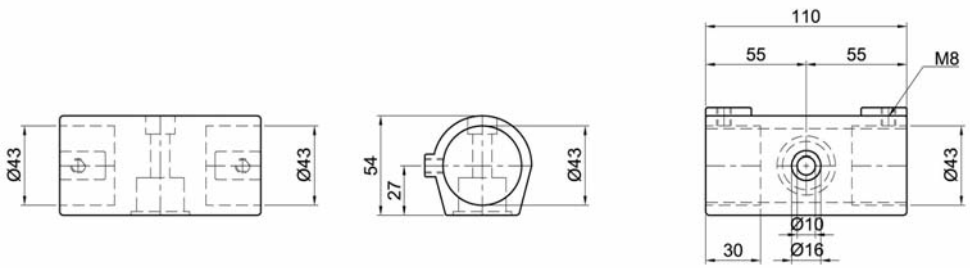

Art.-Nr. 2112 Spojka pro křížový spoj-S, průběžná, 1-dílná

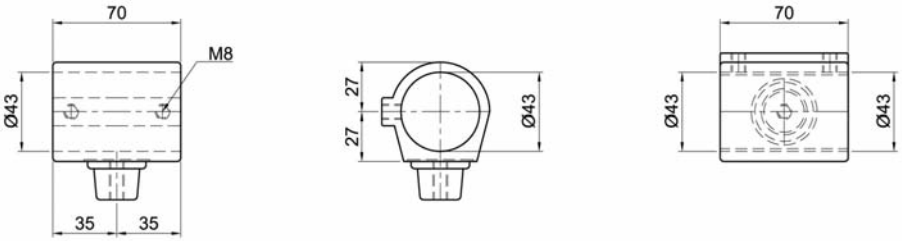

Art.-Nr. 2113 Spojka pro křížový spoj-S, koncová, 1-dílná

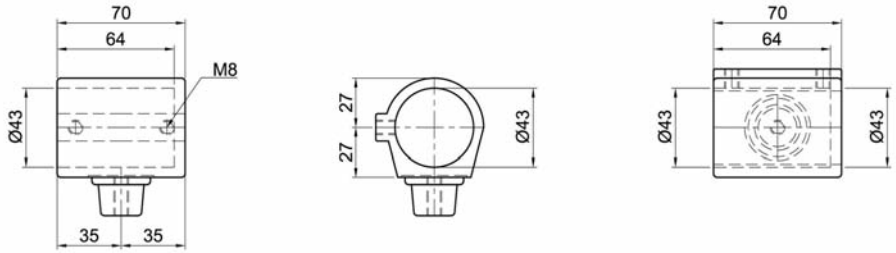

2110 + 2113

2112 + 2110

2111 + 2112

2111 + 2113

Pant 43 x 43 180°

Art.-Nr. 2230

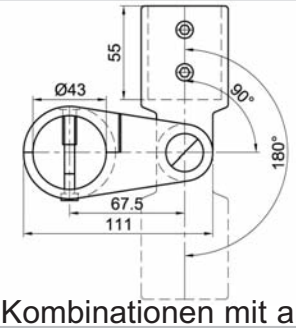

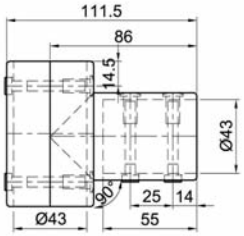

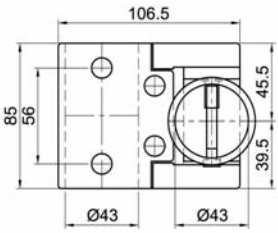

Kombinationen mit anderen Rohrdurchmessern sind frei wählbar

Ø 43 mm 1 1/4˝

Schéma stavby zábradlí
Ø 43 mm / 1 1/4″
Railing-system, typical example

Ø 43 mm 1 1/4″

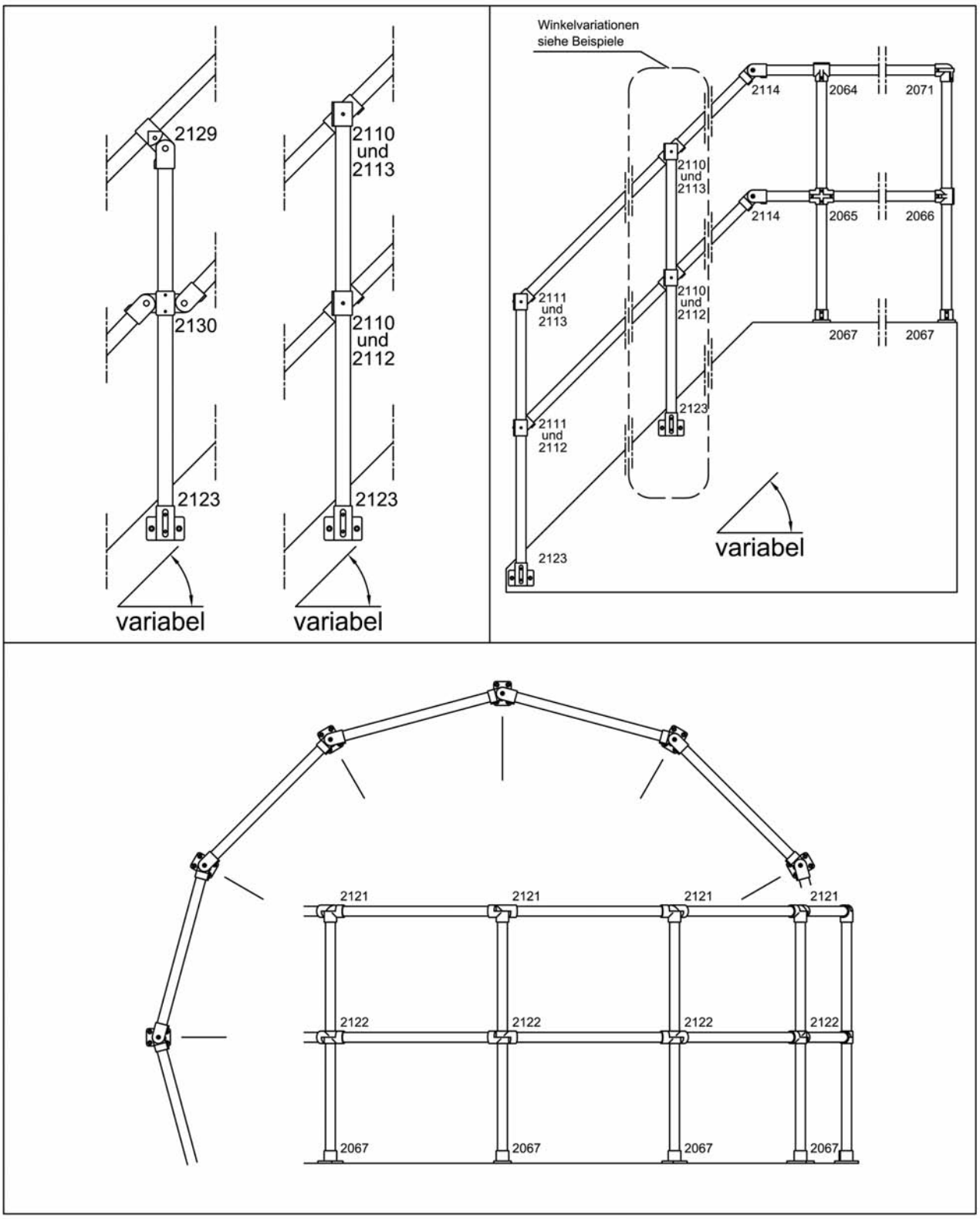

Auf Wunsch liefern wir die passenden Rohre nach Ihrer Aufbauzeichnung.
We are able to provide a pre-cut delivery service for all tubing, according to your requirements.

Spojky pro trubky rozměru

Ø 45 mm

Connectors for tubular diameters

Přehled Ø 45 mm
Overview

Strana 66

Nr. 2105

Nr. 2093

Nr. 2106

Nr. 2091

Nr. 2090

Strana 67

Nr. 2092

Art.-Nr. 2105 T-spojka, 2-dílná

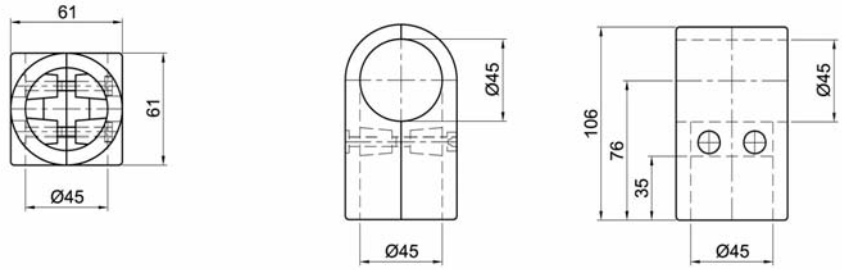

Art.-Nr. 2093 Křížová spojka, 2-dílná

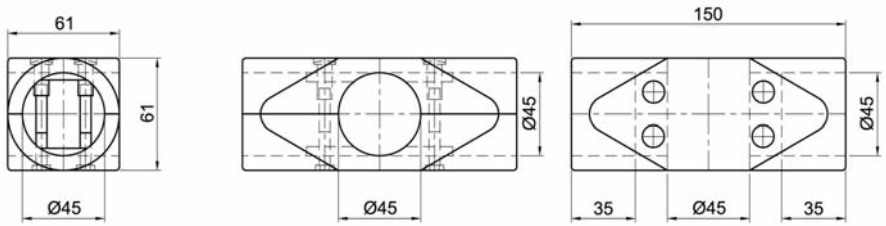

Art.-Nr. 2106 Rohová spojka 90°, 2-dílná

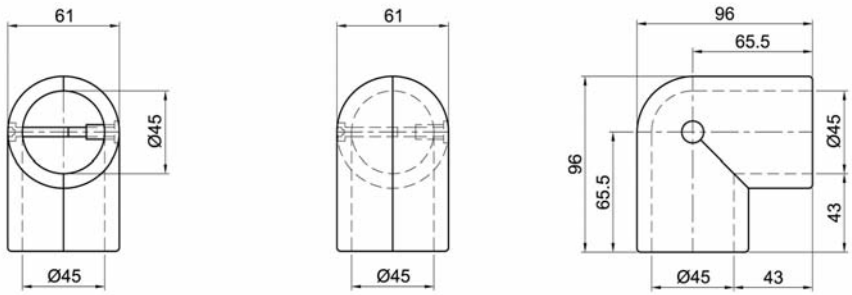

Art.-Nr. 2091 Rohová spojka 45°/135°, 2-dílná

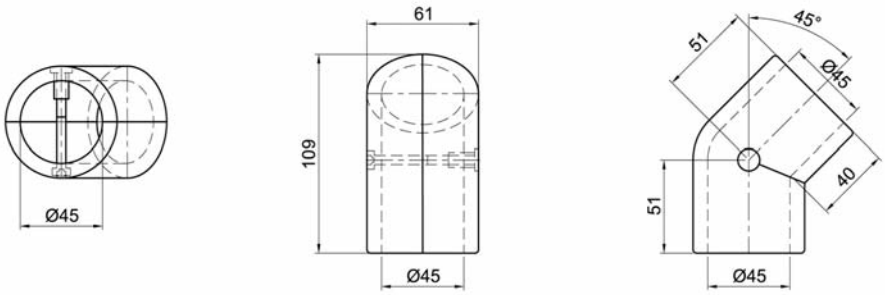

Art.-Nr. 2090 Rohová spojka, průchozí 90°, 2-dílná

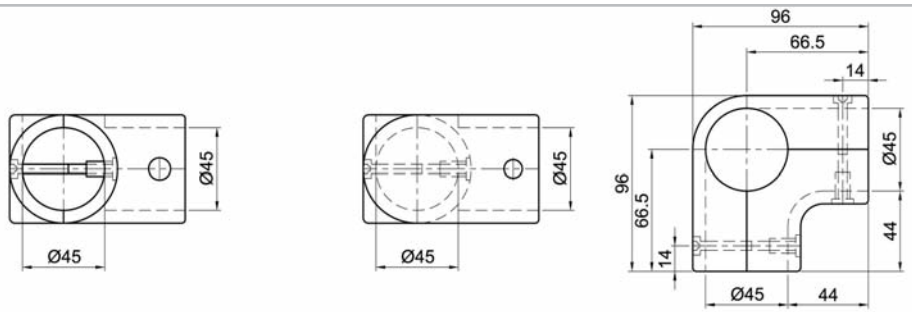

Příruba, 1-dílná

Art.-Nr. 2092

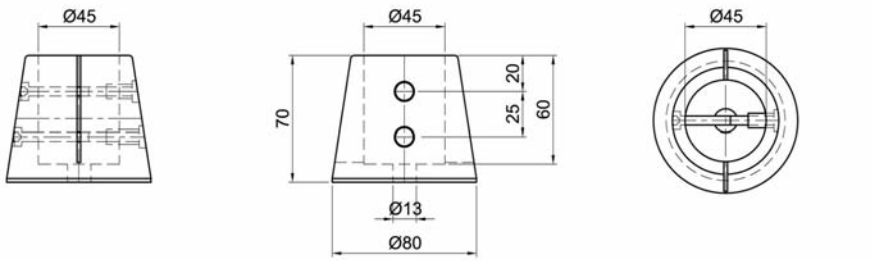

Ø
45
mm

Schéma stavby zábradlí
Ø 45 mm

Railing-system, typical example

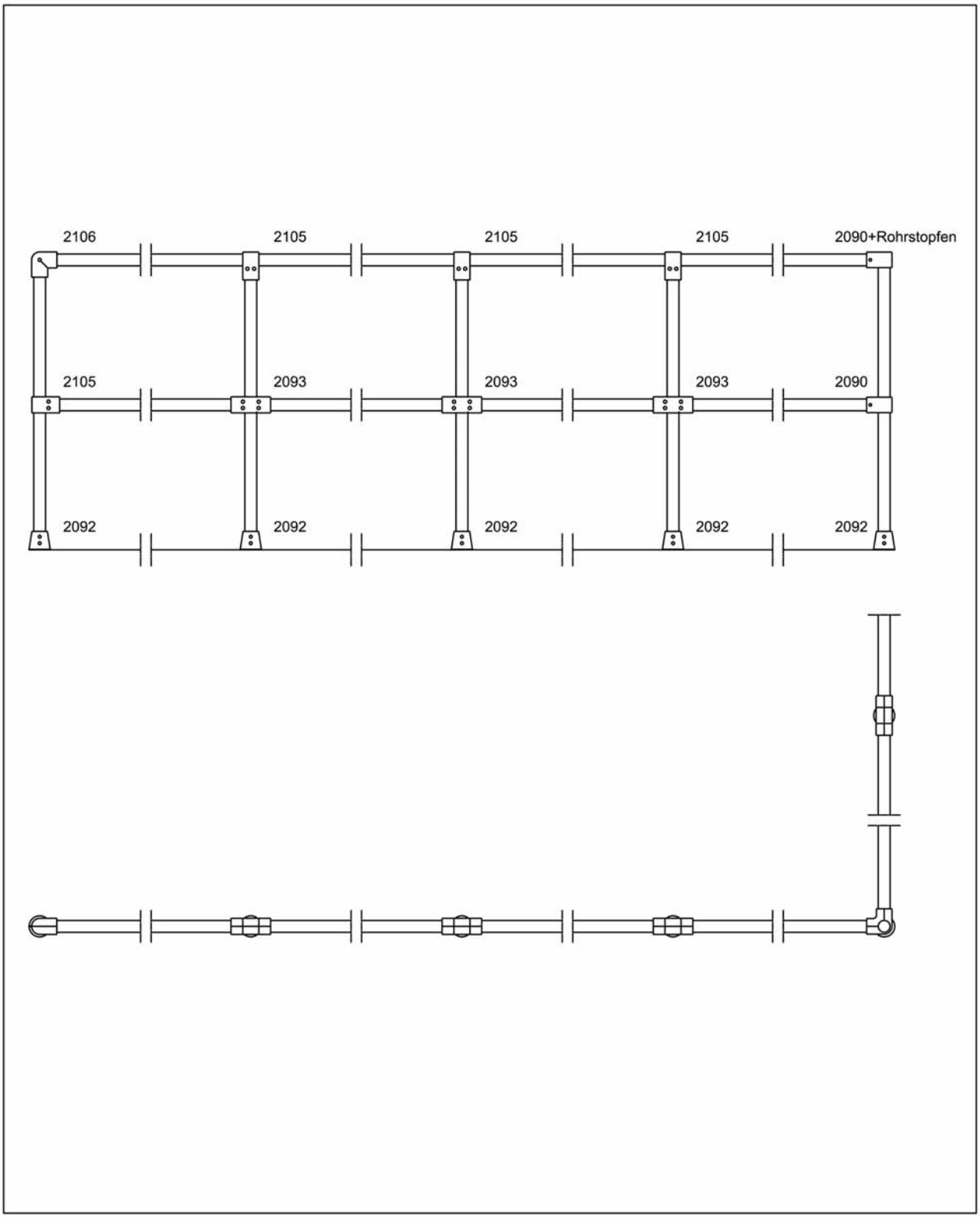

Ø 45 mm

Auf Wunsch liefern wir die passenden Rohre nach Ihrer Aufbauzeichnung.
We are able to provide a pre-cut delivery service for all tubing, according to your requirements.

Spojky pro trubky rozměru

Ø 48,3 mm / 1 1/2″

Connectors for tubular diameters

Přehled Ø 48,3 mm
Overview 1 1/2“

Seite 72

Nr. 5040

Nr. 5021 a

Nr. 5041

Nr. 5022 a

Nr. 5045

Seite 73

Nr. 5114

Nr. 5042

Nr. 5043

Nr. 5044

Nr. 5044 a

Ø
48,3
mm
1 1/2˝

Art.-Nr. 5040 T-spojka, 2-dílná

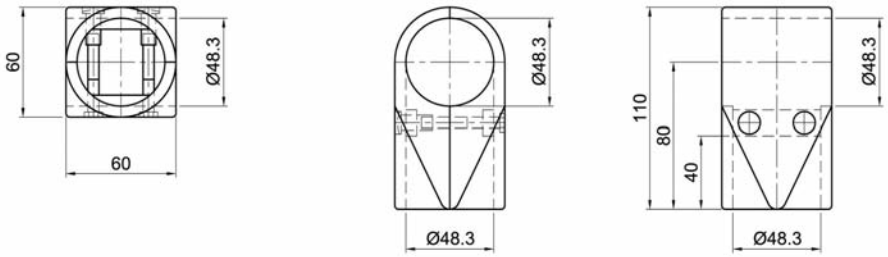

Art.-Nr. 5021 a T-kloubový spoj, 1-dílný

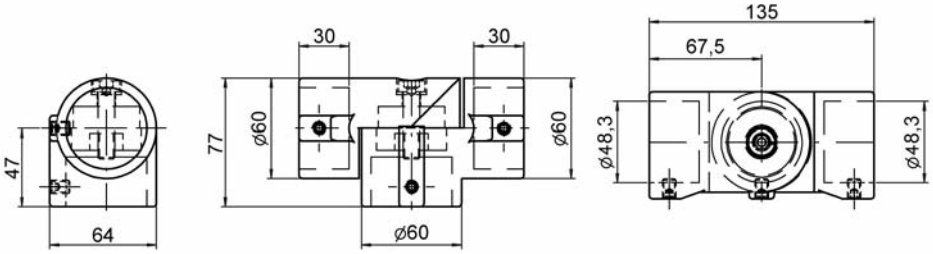

Art.-Nr. 5041 Křížová spojka, 2-dílná

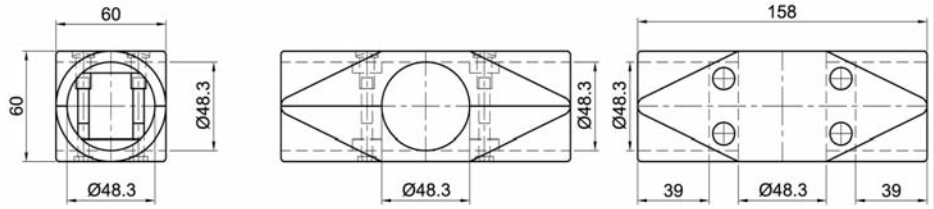

Ø 48,3 mm 1 1/2˝

Art.-Nr. 5022 a Kříž-kloubová spojka, 1-dílná

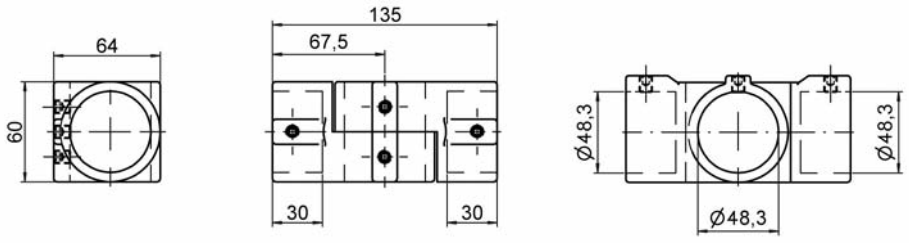

Art.-Nr. 5045 Rohová spojka 90°, 2-křížová

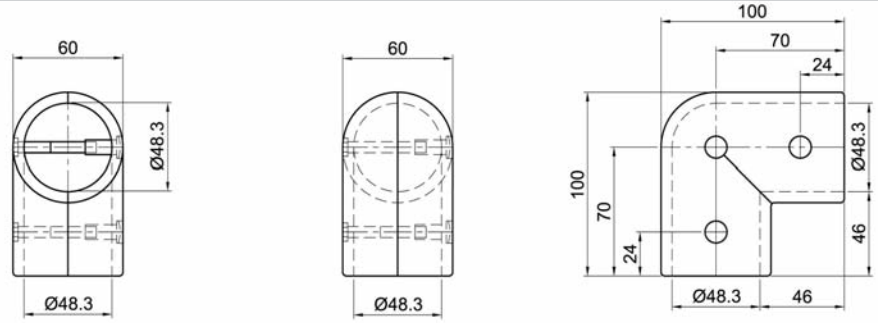

Roh stavitelný, 1-dílný

Art.-Nr. 5114

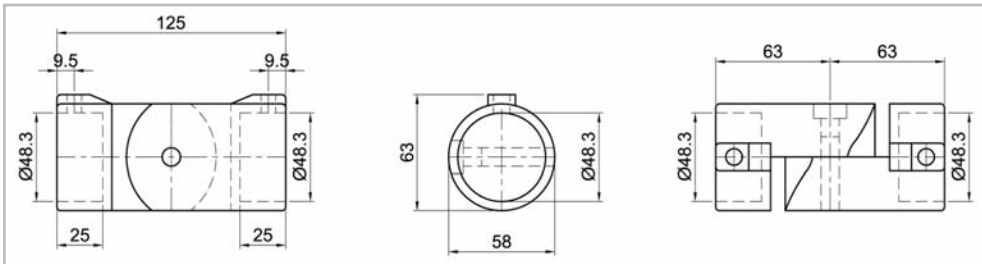

Rohová spojka průchozí 90°, 1-dílná

Art.-Nr. 5042

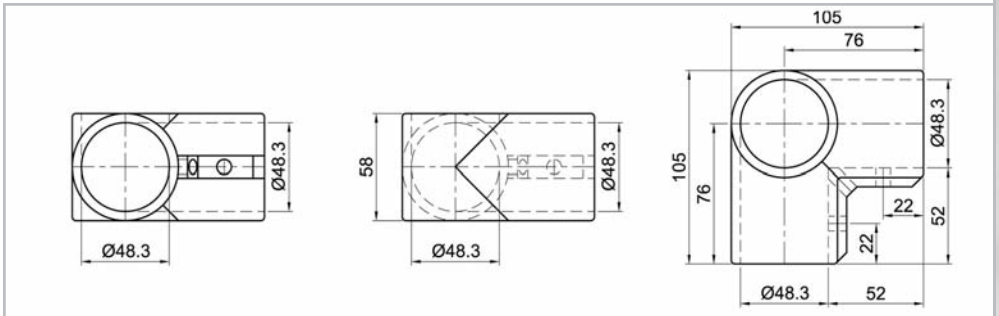

Příruba, 1-dílná

Art.-Nr. 5043

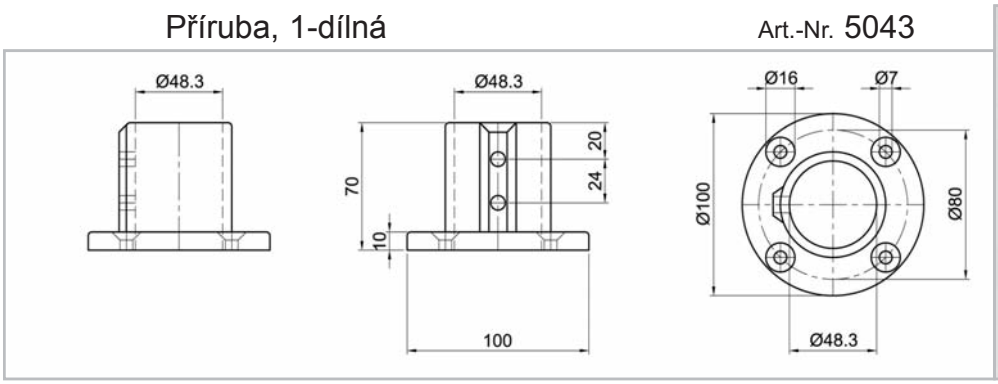

Ø 48,3 mm 1 1/2˝

Příruba boční, 1-dílná

Art.-Nr. 5044

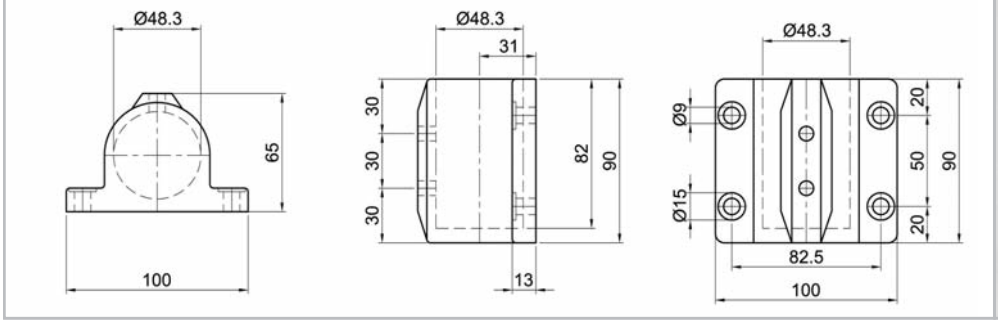

Příruba boční, 1-dílná

Art.-Nr. 5044 a

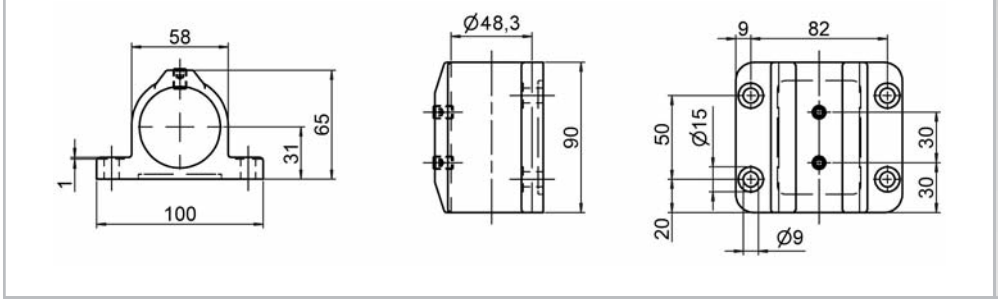

Schéma stavby zábradlí
Ø 48,3 mm / 1 1/2″

Railing-system, typical example

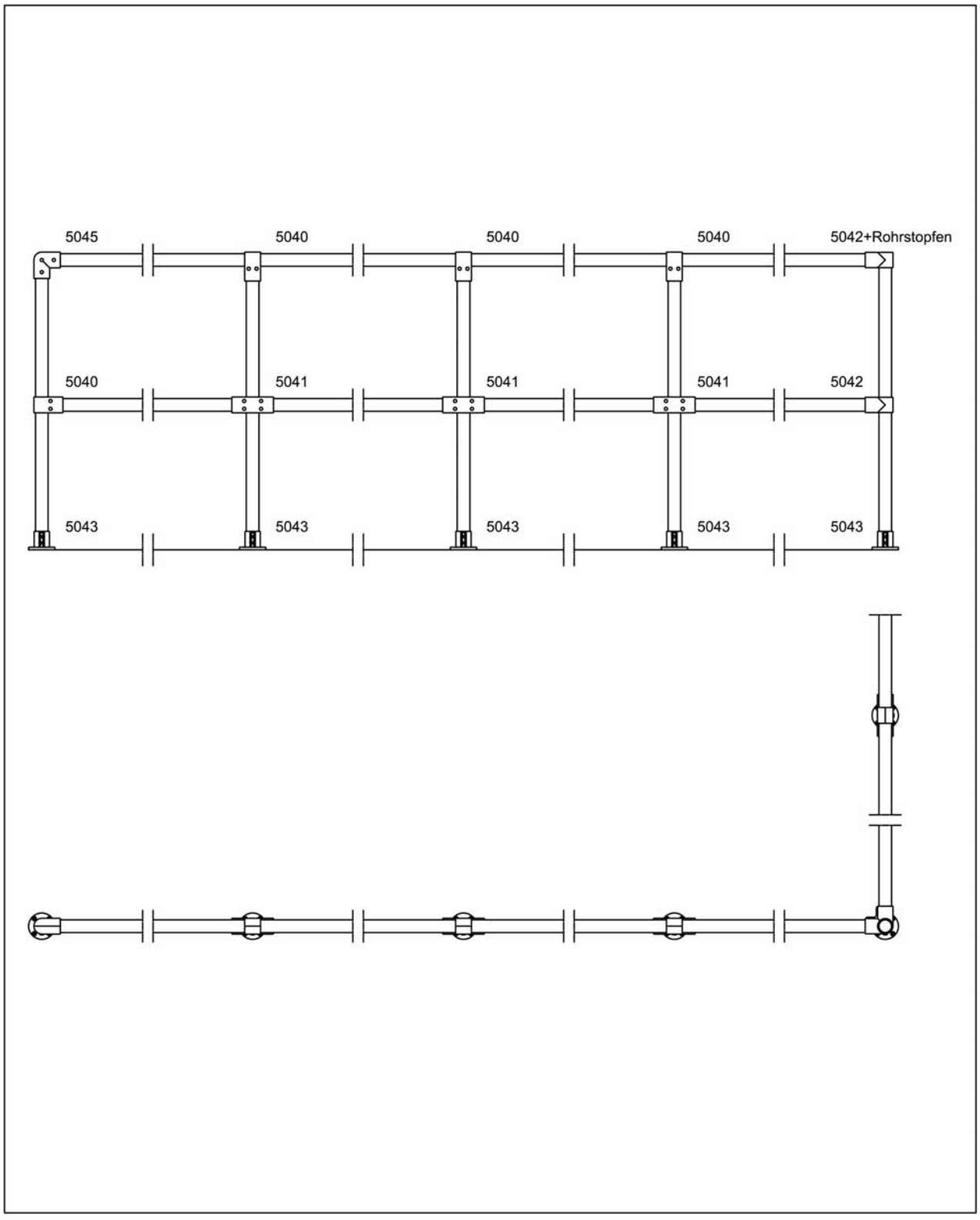

Ø
48,3
mm
1 1/2″

Auf Wunsch liefern wir die passenden Rohre nach Ihrer Aufbauzeichnung.

We are able to provide a pre-cut delivery service for all tubing, according to your requirements.

Spojky pro trubky rozměru

Ø 50 mm

Connectors for tubular diameters

Přehled Ø 50 mm
Overview

Strana 78

Nr. 5540

Nr. 5521 a

Nr. 5541

Nr. 5522 a

Nr. 5545

Strana 79

Nr. 5514

Nr. 5542

Nr. 5543

Nr. 5544

Nr. 5544 a

Ø 50 mm

Art.-Nr. 5540 T-Spojka, 2-dílná

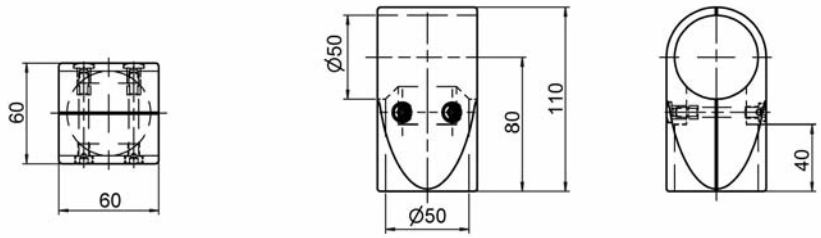

Art.-Nr. 5521 a T-Spojka kloubová, 1-dílná

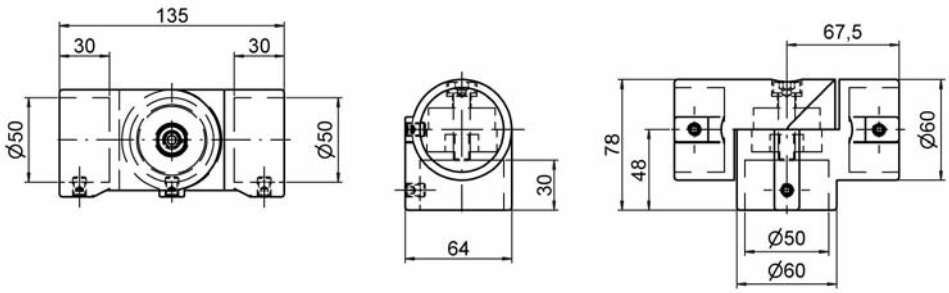

Art.-Nr. 5541 Křížová spojka, 2-dílná

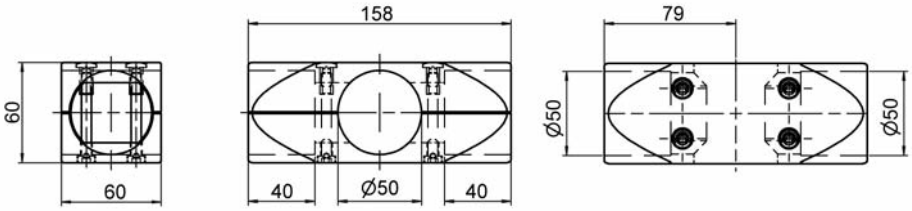

Ø 50 mm

Art.-Nr. 5522 a Kloubová spojka, křížová, 1-dílná

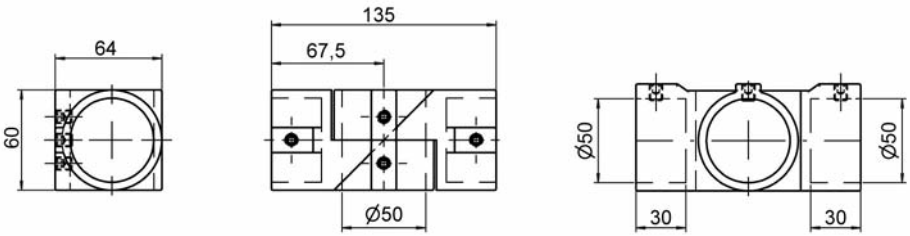

Art.-Nr. 5545 Rohová spojka 90°, 2-dílná

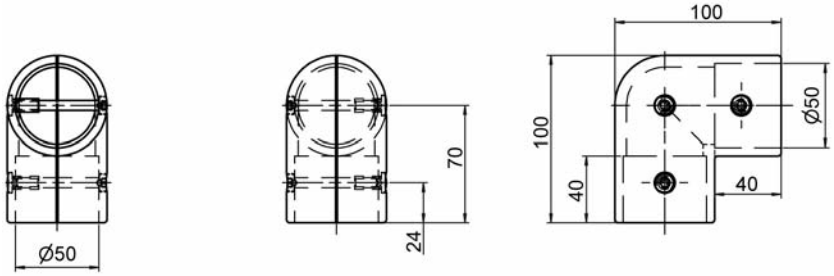

Křížová spojka, kloubová, 1-dílná Art.-Nr. 5514

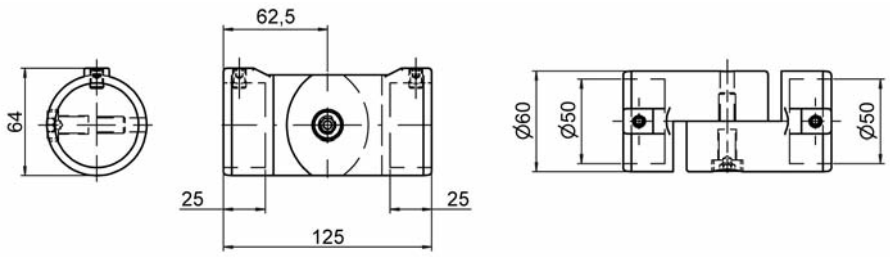

Rohová spojka, průchozí 90°, 1-dílná Art.-Nr. 5542

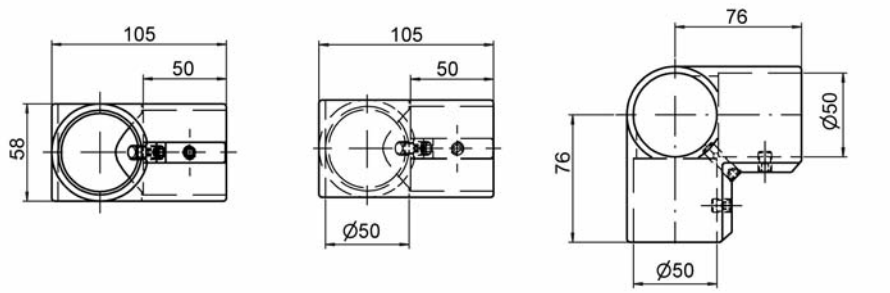

Příruba, 1-dílná Art.-Nr. 5543

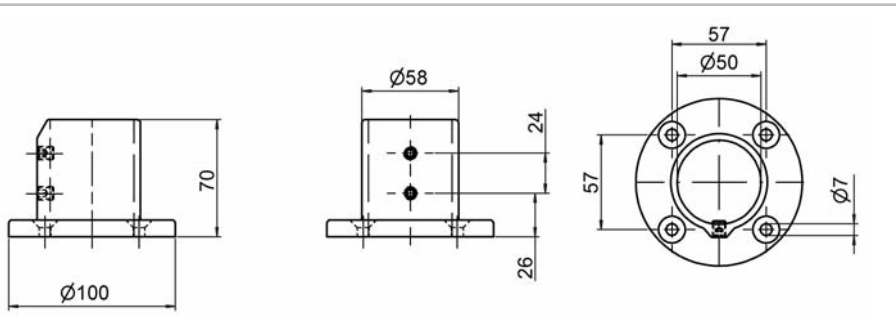

Příruba boční, 1-dílná Art.-Nr. 5544

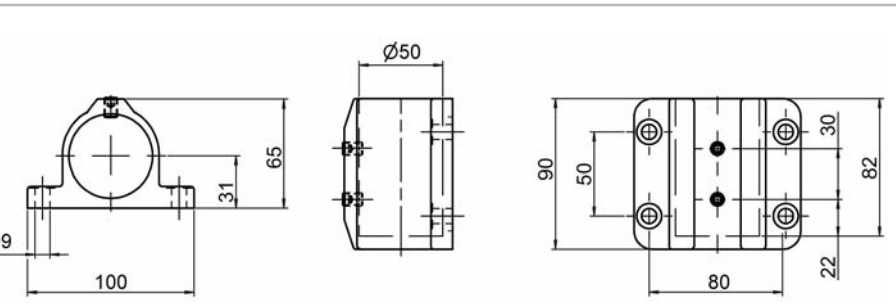

Příruba boční, 1-dílná Art.-Nr. 5544 a

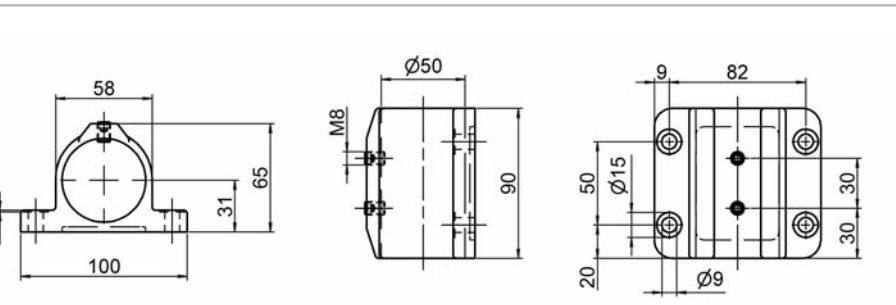

Ø 50 mm

Schéma stavby zábradlí
Ø 50 mm

Railing-system, typical example

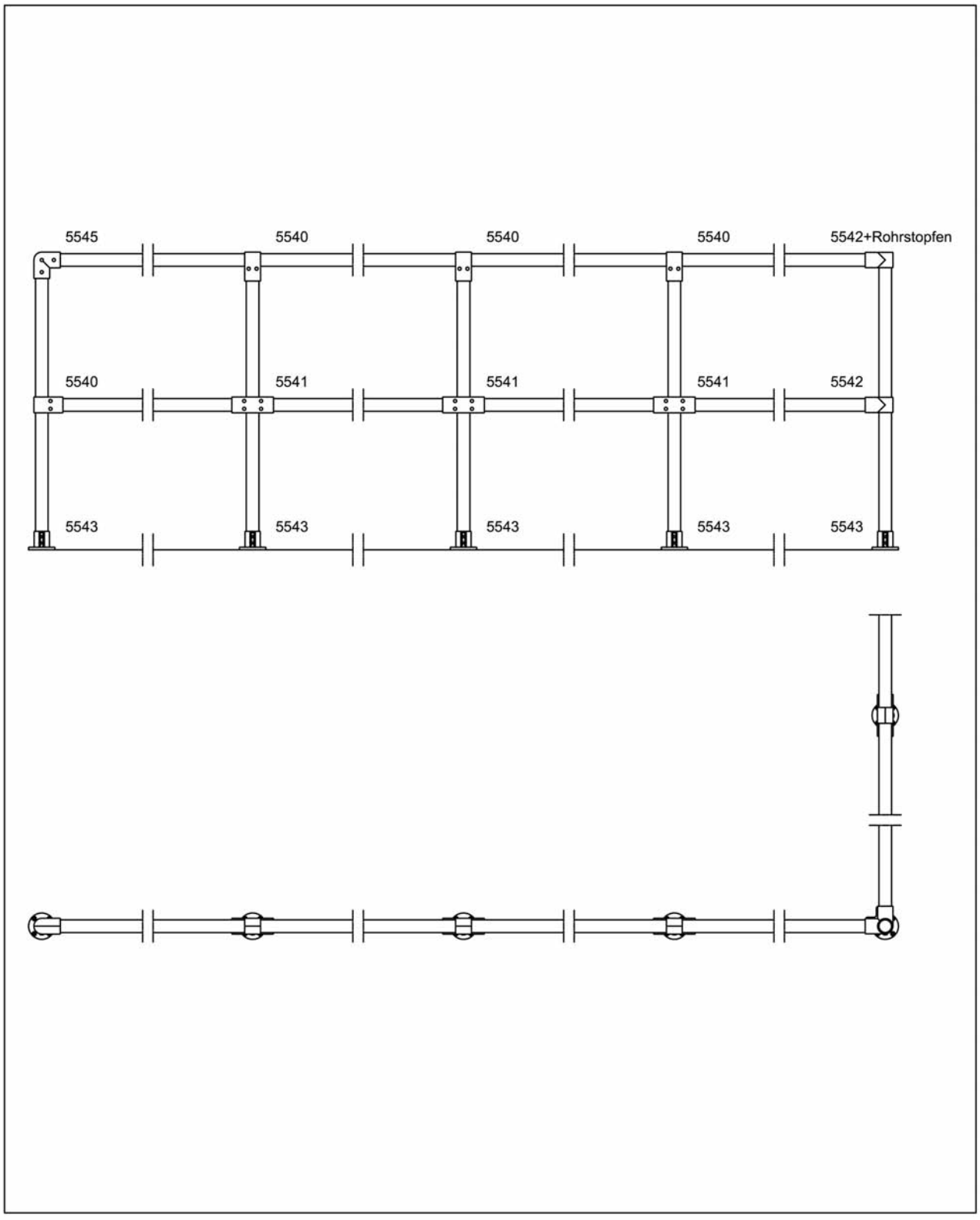

Auf Wunsch liefern wir die passenden Rohre nach Ihrer Aufbauzeichnung.
We are able to provide a pre-cut delivery service for all tubing, according to your requirements.

Ø 50 mm

Spojky pro trubky rozměru

Ø 60 mm / 2″

Connectors for tubular diameters

Přehled Ø 60 mm
Overview

Seite 84

Nr. 2227

Nr. 2226

Nr. 2228

Nr. 2229

Seite 85

Nr. 3122

Nr. 3122

Nr. 3122a

Nr. 3122a

Ø
60
mm
2˝

Art.-Nr. 2227 T-spojka, 1-dílná

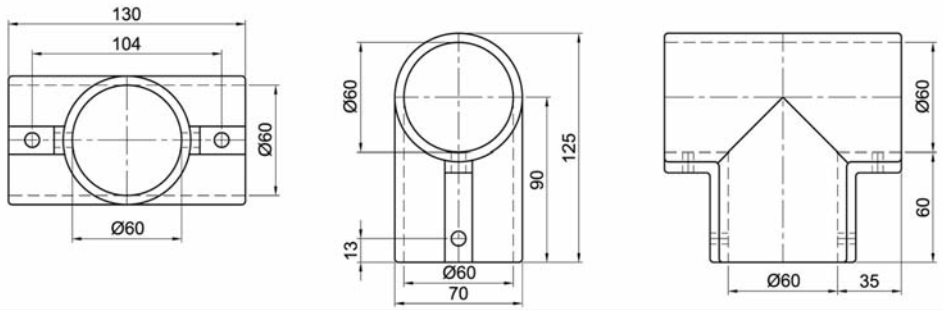

Art.-Nr. 2226 Spojka křížová, 1-dílná

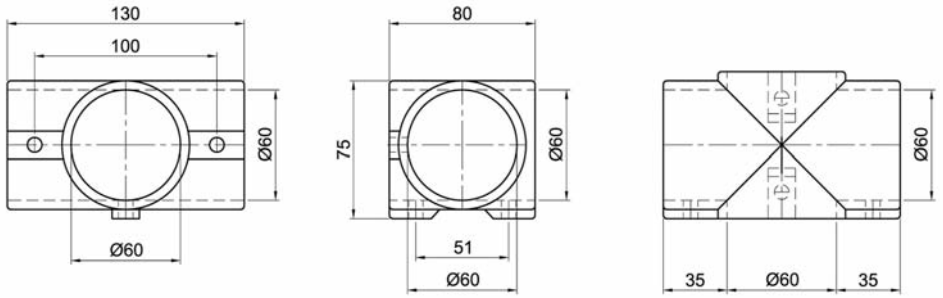

Art.-Nr. 2228 Rohová spojka 90°, 1-dílná

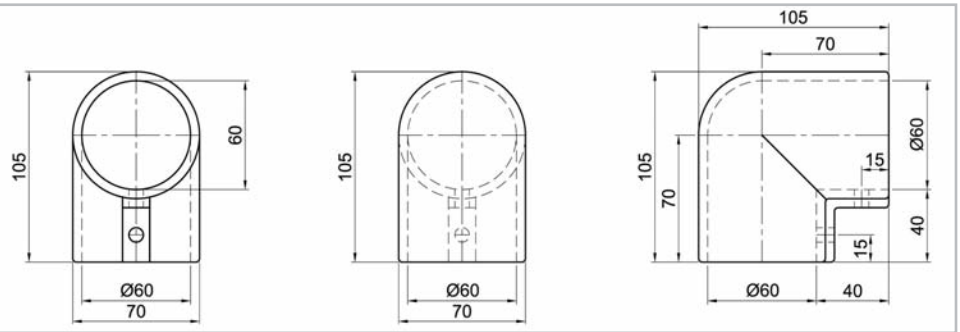

Art.-Nr. 2229 Příruba, 1-dílná

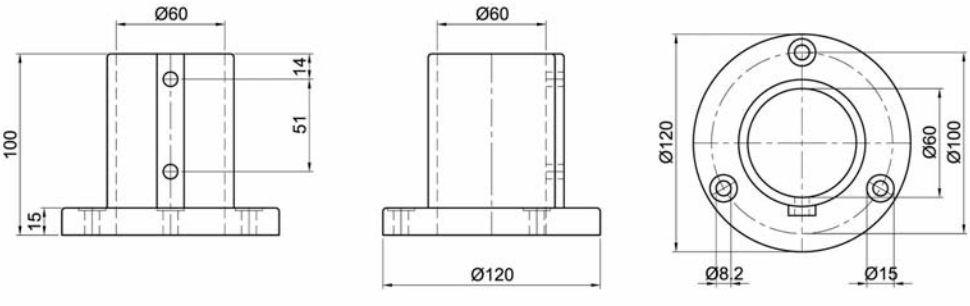

Ø 60 mm 2″

T-spojka kloubová Ø 60/48,3 Art.-Nr. 3122

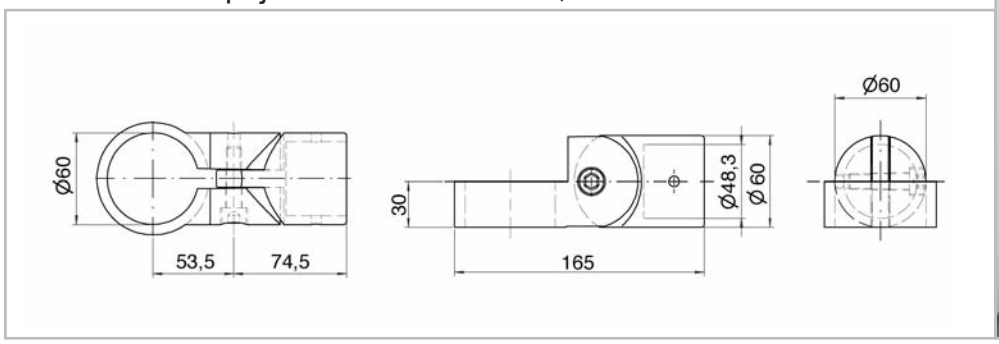

Křížová spojka kloubová Ø 60/48,3 2x Art.-Nr. 3122

T-spojka kloubová Ø 60/60 Art.-Nr. 3122a

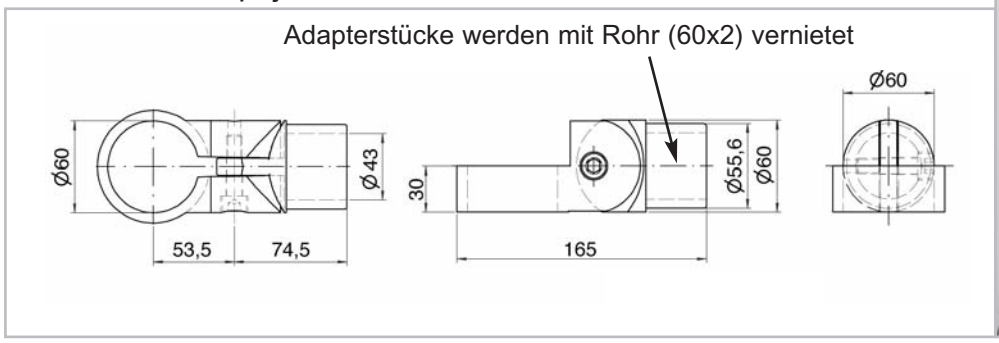

Křížová spojka kloubová Ø 60/60 2x Art.-Nr. 3122a

Ø 60 mm 2″

Schéma stavby zábradlí
Ø 60 mm / 2″

Railing-system, typical example

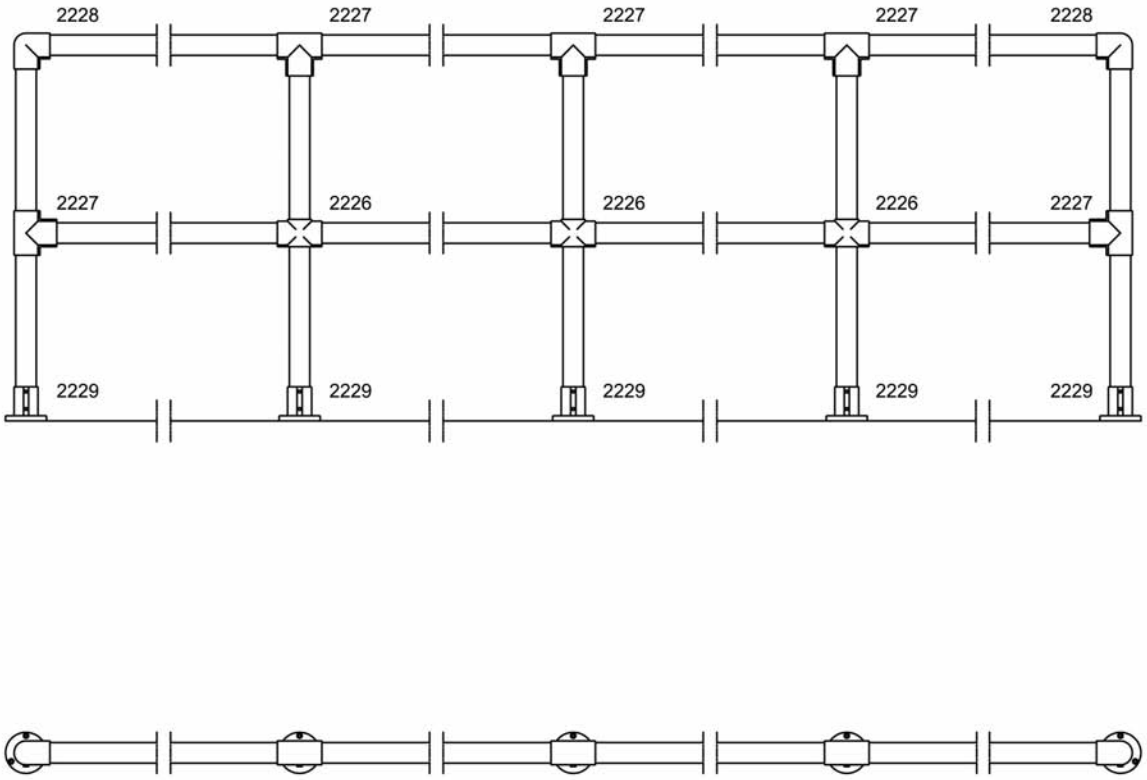

Auf Wunsch liefern wir die passenden Rohre nach Ihrer Aufbauzeichnung.
We are able to provide a pre-cut delivery service for all tubing, according to your requirements.

Ø 60 mm 2″

Spojky pro trubky rozměru

Ø mix.

Connectors for tubular diameters

Přehled Ø mix
Overview

Strana 90

Nr. 1853

Nr. 1854

Nr. 1855

Nr. 1689

Nr. 1698

Strana 91

Nr. 1699

Nr. 1960

Nr. 1688

Nr. 2086

Nr. 1685

Sstrana 92

Nr. 1685 b

Nr. 1709

Nr. 1693 a

Nr. 1695 a

Nr. 1681 b

Strana 93

Nr. 1681e

Ø
div.

Art.-Nr. 1853 T-spojka, 2-dílná

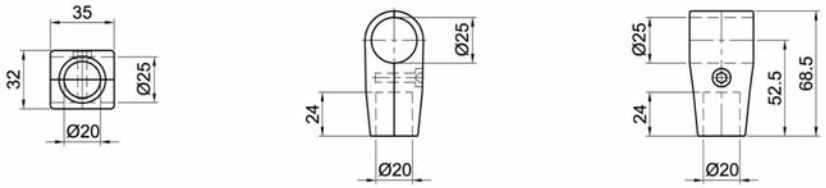

Art.-Nr. 1854 T-spojka, 2-dílná

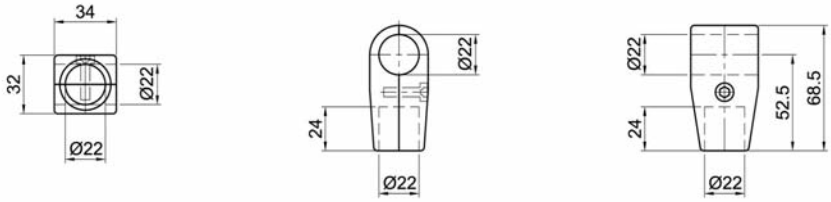

Art.-Nr. 1855 T-spojka, 2-dílná

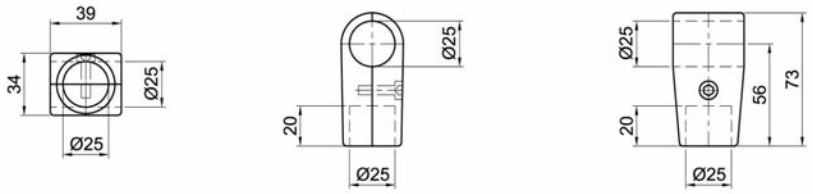

Art.-Nr. 1689 T-spojka, 2-dílná

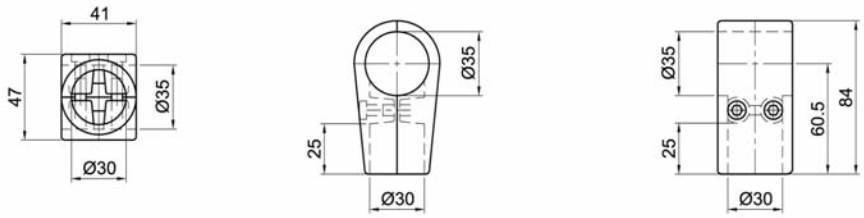

Art.-Nr. 1698 T-spojka, 2-dílná

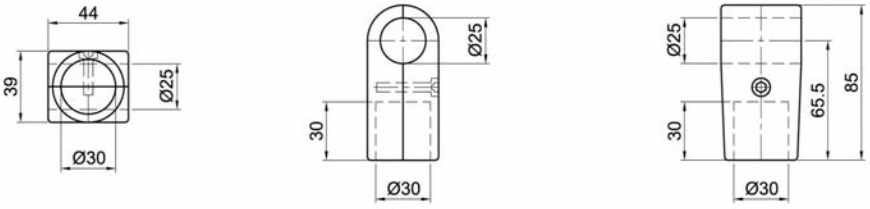

Ø mix

T-spojka, 2-dílná

Art.-Nr. 1699

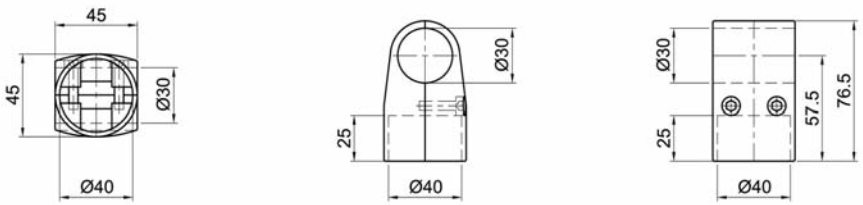

T-spojka, 2-dílná

Art.-Nr. 1960

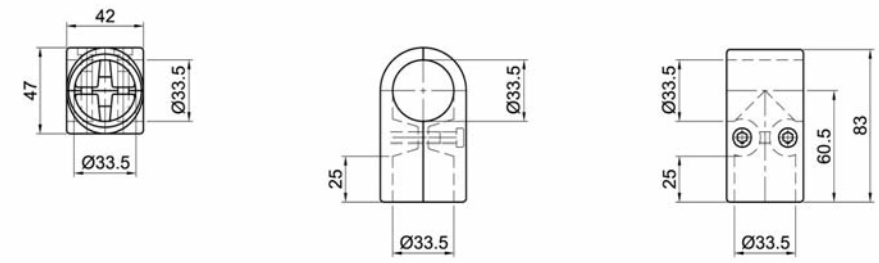

Spojka křížová, 2-dílná

Art.-Nr. 1688

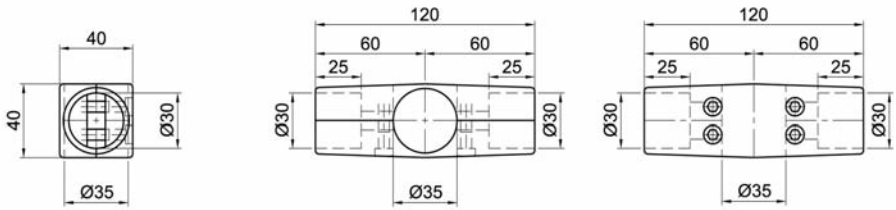

Křížová spojka, 1-schalig

Art.-Nr. 2086

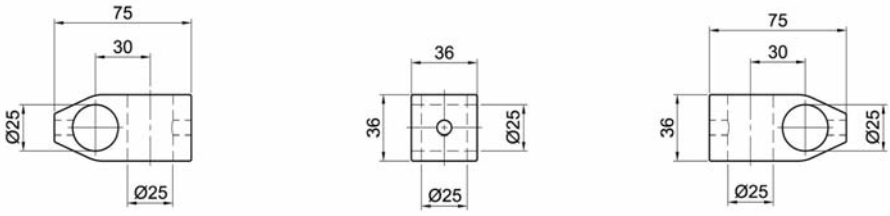

Rohová spojka, průchozí, 1-dílná

Art.-Nr. 1685

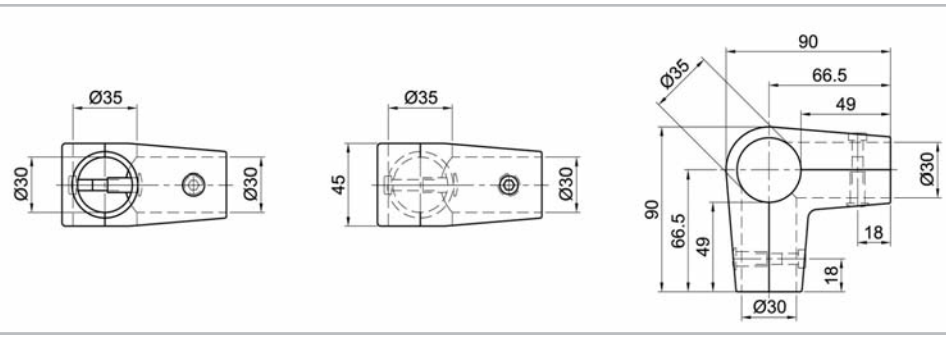

Ø mix

Art.-Nr. 1685 b Spojka rohová, uzavřená 2-dílná

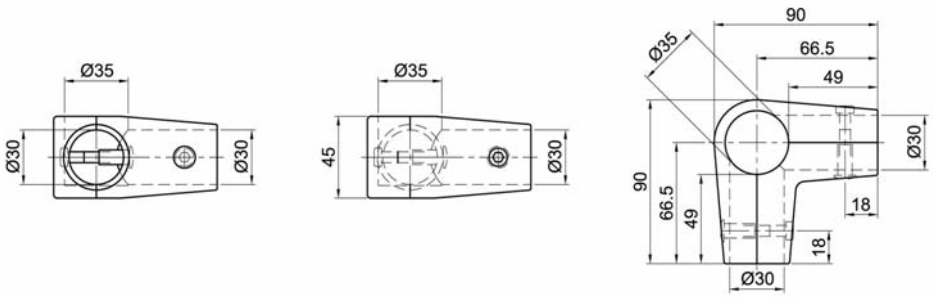

Art.-Nr. 1709 Příruba, 1-dílná

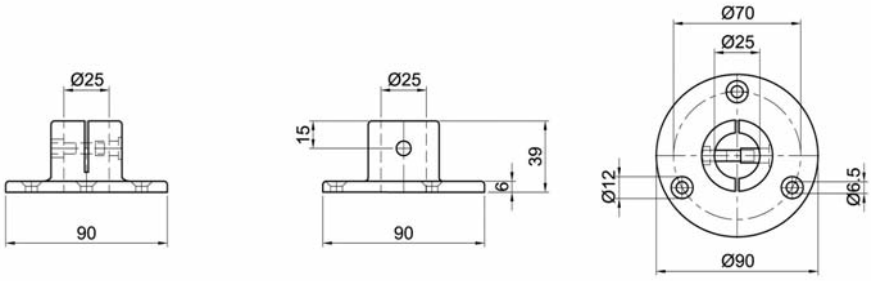

Art.-Nr. 1693 a Příruba ukončení, 1-dílná

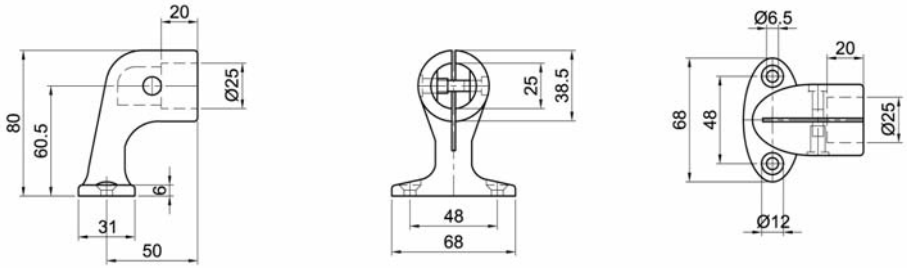

Art.-Nr. 1695 a Středová vzpěra, 1-dílná

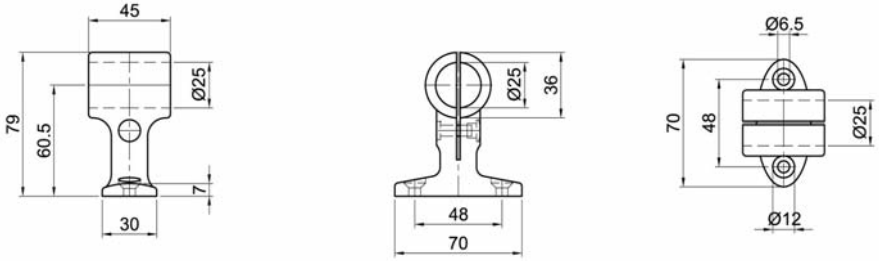

Art.-Nr. 1681 b Držák skla, 2-dílný

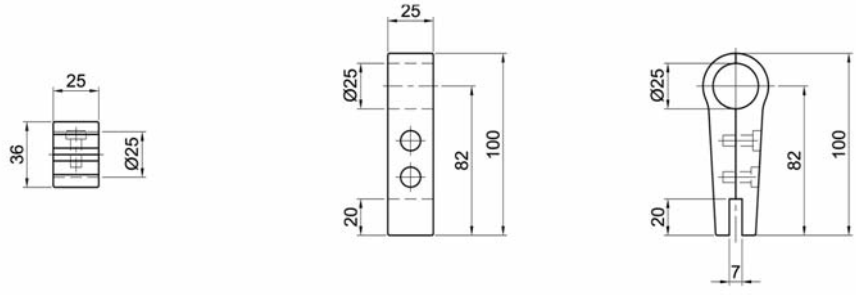

Ø mix

Brýle Art.-Nr. 1681e

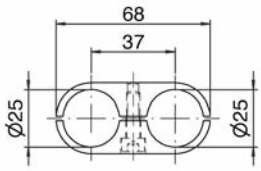

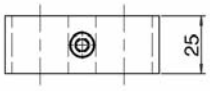

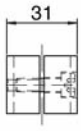

Ø mix

Zátky

pro všechny Ø

Tubular endcap

Art.-Nr. 8888 Zátka šedá, plast

k naražení

Art.-Nr. 9999 Zátka černá, plast

k naražení

Art.-Nr. 1060 Zátka hliníková

k nalepení

Bezpečnost na cestě – řešení Brinck

Safety en route, the Brinck solution

Foto: Metro Shanghai Linka 2
Fotos: Metro Shanghai Linie 2

Transport safety applications

Brinck Tubular connection systems are utilised in a wide variety of public vehicles, including trains and buses.

We supply our International clients with numerous products including tubular connectors, handrails, revolving fittings, and many more accessories.

We deliver **complete systems** designed to individual needs, all over the world.

Bezpečnost v autobusu a na železnici

Skoro všude na světě pečují trubkové spojky Brinck o bezpečné přidržení v kolejových nebo silničních vozidlech.

Dodáváme významným výrobcům autobusů a kolejových vozidel jako systémový dodavatel.

Trubkové spojky, madla, otočné díly a veškeré příslušenství jsou připraveny k odběru a dodány na místo montáže – celosvětově.

Exteriérová řešení

External applications

Exteriérové konstrukce – rychlé zajištění ochrany

S trubkovými spojkami systémemu Brinck se dají ochranné ploty a zábradlí díky variabilnímu stavebnicovému systému nekonečně měnit.

I velké množství trubek se dá rychle a jistě spolu pospojovat. Zaoblené nebo hranaté konstrukce je možno zhotovovat rychle a za výhodnou cenu.

External applications – safety for sure

Protective fencing with Brinck Tubular connectors is quick to erect and offers maximum flexibility, regardless of size or complexity.

Konstruování s Brinckem

Building with Brinck

Flexibility in construction

The Brinck Tubular connection system has been constantly developed by engineers over a number of generations and seeks to provide a solution for every possible application.

Konstrukce vyžadují flexibilitu

Systém trubkových spojek Brinck se vyvinul ve spolupráci s generacemi konstruktérů. Pro každý úhel, pro každou délku má Brinck připraveno řešení.

Jednoduchá a rychlá montáž umožňuje i za nejobtížnějších podmínek kontrolovanou práci při upevnění Vašeho bezpečnostního řešení.

Zařízení a stavba výstavních stánků

Machinery and Exhibitions



Zařízení a stavba výstavních stánků

Bezpečnost je vždy na prvním místě.

Na přání se spojovací trubkový systém Brinck přizpůsobí opticky a konstrukčně každému okolí.

Díky široké paletě tónování RAL a zušlechtěných hliníkových povrchů se Vaše konstrukce stane efektním reprezentantem firemních barev a dosáhnete tak jednoduchými prostředky enormního zhodnocení celého zařízení.

Machinery and Exhibitions

Safety is of course a main priority.

Together with an extensive range of colour coordinated fittings, Brinck Tubular connection system can be colour-matched to suit all environments.

Zábradlí, rampy, schody, podesty

Handrails, Ramps, Stairs, Landings



Handrails, Ramps, Stairs, Landings ...

Unpack – connect – construct – use.

It is often a case of, speed-of-construction to produce a safe product which is needed right-away. A product that is durable, easily dismantled, and can be stored efficiently until it is needed again.

Brinck Tubular connection systems – simple and effective.

Zábradlí, rampy, schody, podesty ...

Vybalit – sestavit – spojit – používat !
Jde za často hektických podmínek o rychlost a bezpečnost.
Praxe často vyžaduje rychlé řešení, zejména při výstavbě veletržních stánků.
Demontovat – sbalit a na jiném místě systém jednoduše znovu použít.

Jednoduché a praktické – trubkové spojky systému Brinck!

Ernst Brinck & Co. GmbH
Postfach 11 19
D-42755 Haan

Erkrather Str. 106 - 110
D-42781 Haan

Leichtmetall-Gießerei
Bearbeitungswerkstätten
Oberflächenveredelungen

Technische Änderungen behalten wir uns vor!
Für Druck- und Zeichnungsfehler keine Gewähr!

04/2012